

www.centralriversaea.org


CENTRAL RIVERS AEA

BOARD OF DIRECTORS' MEETING



OCTOBER 3, 2018





CENTRAL RIVERS AEA BOARD OF DIRECTORS WORK SESSION
1521 Technology Parkway, Cedar Falls,
October 3, 2018, 4:30 P.M.

1. Call to Order – Work Session
2. INspired Leadership
3. Adjourn

CENTRAL RIVERS AEA BOARD OF DIRECTORS MEETING
October 3, 2018, 6:00 P.M.

2017-2018 Board

1. Call to Order – Welcome Visitors
2. Approval of Agenda
3. Approval of Consent Agenda
4. Accept the Certified Annual Report
5. Retirement and Adjournment

2018-2019 Board

1. Call to Order
2. Approval of Agenda
3. Administer Oath of Office to Newly Elected Board Members
4. Election of President & Vice-President – Administer Oath of Office
5. Appoint Board Secretary and Board Treasurer – Administer Oath of Office
6. Set Board Meeting Dates & Times for 2018-19
7. Committee Appointments for 2018-19
8. Name Depository Banks & Establish Limits for 2018-19
9. Establish Legal Counsel for 2018-19
10. Early Retirement Notification Incentive for 2018-19
11. First Reading of Updates to Board Policies
12. INspired Leadership
13. Reports to/from Board
14. Adjourn

Our Promise to our Educational Partners:

Central Rivers AEA will provide educational leadership, services and support to the children, families and educators we serve to build their capacity to positively impact and increase student achievement

2017-18 BOARD

AGENDA ITEM #1

Call to Order – Welcome Visitors

ACTION

INFORMATION

The Board President will call the meeting of the 2017-18 Board to Order

AGENDA ITEM #2

Approval of Agenda

ACTION

RECOMMENDATION

Approve the agenda as presented.

AGENDA ITEM #3

Approval of Consent Agenda

ACTION

INFORMATION

The following consent agenda items are available for review:

- Minutes from the September 5, 2018, Board Meetings
- Minutes from the September 5, 2018, Foundation Meeting
- Minutes from the September 24, 2018, Director District 7 Convention
- Monthly Claims
- Monthly Financials
- Human Resources Report
- Agreement with Allen College

RECOMMENDATION

Approve the consent agenda as presented.

CENTRAL RIVERS AEA BOARD OF DIRECTORS WORK SESSION MINUTES
1521 Technology Parkway, Cedar Falls, IA 50613
September 5, 2018 – 4:30 PM

CALL TO ORDER – WORK SESSION

Chief Administrator Sam Miller called the Work Session of the Central Rivers AEA Board of Directors to order at 4:32 P.M. Board members present were Bryan Burton via Zoom, Dennis Craun, Jr., Roberta Kraft-Abrahamson, Dr. Darshini Jayawardena via Zoom, and Dr. George North, David Giese joined the meeting at 5:23 P.M. Also present was Lori Thomas, Board Secretary. Absent were Maureen Hanson and Dr. Debra Rich.

CHIEF ADMINISTRATOR’S PROFESSIONAL DEVELOPMENT PLAN

Chief Administrator Sam Miller updated the board on his professional development plan for 2018-19. Mr. Miller listed three goals for the upcoming year: 1) implementing SEL with local districts, 2) leading administrator professional development, and 3) creating an action plan for agency improvement.

ADJOURN

Sam Miller adjourned the Work Session at 5:29 P.M.

Respectfully Submitted,

Lori Thomas, Central Rivers AEA Board Secretary

Roberta Kraft-Abrahamson, Central Rivers AEA Board Vice-President

Dr. Debra Rich, Central Rivers AEA Board President

CENTRAL RIVERS AEA BOARD OF DIRECTORS MEETING MINUTES
1521 Technology Parkway, Cedar Falls, IA 50613
September 5, 2018 – 6:00 PM

CALL TO ORDER – WELCOME VISITORS

Board Vice-President Roberta Kraft-Abrahamson called the Central Rivers AEA Board of Directors Meeting to order at 6:05 P.M. Board members present were Bryan Burton, Dennis Craun, Jr., David Giese, Dr. Darshini Jayawardena via Zoom, and Dr. George North. Absent were Maureen Hanson and Dr. Debra Rich. Also present were Sam Miller, Chief Administrator, Karl Kurt, Asst. Chief Administrator/Director of HR, Lori Thomas, Board Secretary, and Michael Kalvig, CFO/Board Treasurer.

Staff members present were Beth Strike, Dr. Julie Davies, Amy Knupp, Amy Moine, Bryan Knecht (tech support), and Rod Ball. Staff attending via Zoom included Julie Miller, Amber Dietz, Dr. Karen Aldrich, Ashley Sires, and Joshua Johnson. Visitors included Dr. Tony Reid, Cedar Falls and Heather Pruisner of Storey Kenworthy.

APPROVAL OF AGENDA

A motion was made by David Giese and seconded by Dr. George North to approve the agenda as presented. Motion carried unanimously.

APPROVAL OF CONSENT AGENDA

A motion was made by Bryan Burton and seconded by David Giese to approve the consent agenda with the added Human Resources addendum. Motion carried unanimously.

PROGRAM REVIEW: PROFILE OF SERVICES

Beth Strike, Director of Creative Services & Communications presented information regarding the Profile of Services brochures that will be shared with districts during board visits. The data contained in the brochures are designed to show the districts what AEA services they have utilized and also to highlight additional services offered by the agency.

PURCHASE OF FURNITURE

A motion was made by David Giese and seconded by Bryan Burton to approve the purchase of furniture for the Clear Lake and Marshalltown offices. Heather Pruisner of Storey Kenworthy was present to address questions from the board. David Giese called for the question. Motion carried unanimously.

APPOINT DELEGATE & ALTERNATE TO THE DELEGATE ASSEMBLY

A motion was made by Bryan Burton and seconded by Dennis Craun Jr., to appoint David Giese as the agency's delegate and Dennis Craun, Jr. as the alternate delegate to the Delegate Assembly. Both board members volunteered their services. Motion carried unanimously.

INFORMATION REGARDING MARSHALLTOWN POOL

Chief Administrator Sam Miller shared information with the board regarding the swimming pool located in the Marshalltown AEA office. The agency is looking into the possibility of leasing the pool out to a community organization in order to better serve the Marshalltown community.

INFORMATION REGARDING INSPIRED LEADERSHIP

Amy Moine, Director of Professional Learning shared information regarding the INspired Leadership training that agency administration attended in August. The board heard from several team members who participated in the two-day training: Lori Thomas, Board Secretary, Amber Dietz, Regional Administrator, Ashley Sires, Asst. Regional Administrator, and Joshua Johnson, Regional Administrator. All four shared extremely positive experiences with the training. The board will hold a work session in October to learn more about this leadership training.

REPORTS TO/FROM BOARD

Dr. Julie Davies's Report

Julie shared information on the statewide assessment of student progress.

Amy Knupp's Report

Amy reported that the MTSS pilot in Marshalltown CSD is off the ground and going well.

Beth Strike's Report

Beth shared that the partnership with Keystone AEA for printing will begin in the next couple of months

Michael Kalvig's Report

Michael reported that the Certified Annual Report has a submission date of September 15, 2018. The agency audit will take place in early October and the board can expect results to be shared in December 2018 or January 2019.

Karl Kurt's Report

Karl shared information on staff insurance enrollment numbers and the new wellness incentive implemented by the agency.

Sam Miller's Report

Sam shared that he will be traveling to Washington DC to meet with legislators at the end of September. He also reported that the first superintendents' meeting of the new year got off to a good start with a learning time on crisis communication presented by Katie Ward of Wixted & Co.

ADJOURN

Roberta Kraft-Abrahamson declared the meeting adjourned at 7:38 P.M. on a motion made by David Giese and seconded by Bryan Burton. Motion carried unanimously.

Respectfully Submitted,

Lori Thomas, Central Rivers AEA Board Secretary

Roberta Kraft-Abrahamson, Central Rivers AEA Board Vice-President

Dr. Debra Rich, Central Rivers AEA Board President

DRAFT

CENTRAL RIVERS AEA FOUNDATION MEETING MINUTES
1521 Technology Parkway – Cedar Falls, Iowa
September 5, 2018
Immediately Following the Regular Board Meeting

CALL TO ORDER

Board Vice-President Roberta Kraft-Abrahamson called the Foundation Meeting to order at 7:44 P.M. Board members present were: Bryan Burton, Dennis Craun, Jr., David Giese, Dr. Darshini Jayawardena via Zoom, and Dr. George North. Absent were Dr. Debra Rich and Maureen Hanson.

Also present were Sam Miller, Lori Thomas, Rod Ball, and Michael Kalvig. Bryan Knecht provided technology support.

APPROVAL OF AGENDA

There were no changes to the agenda and it was approved as presented on motion by Dr. George North and seconded by Bryan Burton. Motion carried unanimously

APPOINT FOUNDATION PRESIDENT

Due to the resignation of Richard Vande Kieft from the Foundation, Rod Ball, Director of Special Programs was nominated as Foundation President on a motion by Bryan Burton and seconded by Dennis Craun, Jr. Motion carried unanimously

A motion was made by David Giese and seconded by Bryan Burton to appoint Rod Ball as the Foundation President. Motion carried unanimously and Rod Ball took the chair at 7:47 P.M.

ANNUAL FOUNDATION MEETINGS

A motion was made by Roberta Kraft-Abrahamson and seconded by Bryan Burton to discontinue quarterly Foundation meetings and hold annual meetings going forward. Motion carried unanimously.

APPROVAL OF JUNE 4, 2018, FOUNDATION MEETING MINUTES

The minutes of the June 4, 2018, Foundation Meeting were approved on a motion by Dr. George North and seconded by Bryan Burton. Motion carried unanimously.

FINANCIAL REPORTS & UPDATES

CFO Michael Kalvig reported on the Foundation's finances and Rod Ball shared information on the renovations needed, which will involve fundraising efforts.

ADJOURNMENT

Rod Ball declared the meeting adjourned at 7:54 P.M. on a motion by Bryan Burton and seconded by Dr. George North. Motion carried unanimously

Respectfully Submitted,

Lori Thomas, Central Rivers AEA Board Secretary

Rod Ball, Central Rivers AEA Director of Special Programs

Dr. Debra Rich, Central Rivers AEA Board President

DRAFT

DIRECTOR DISTRICT 7 CONVENTION MINUTES
1521 Technology Parkway, Cedar Falls, IA 50613
September 24, 2018 – 1:00 PM

CALL TO ORDER – DIRECTOR DISTRICT 7 CONVENTION

Chief Administrator Sam Miller called the Director District 7 Convention to order at 1:00 P.M.

ROLL CALL OF EACH BOARD REPRESENTED

Board Secretary Lori Thomas did a roll call and present was Joyce Coil, Board President of Cedar Falls CSD and via Zoom was Scott Krebsbach, Board President of Denver CSD. Also present was Glenn Marring, technology support. Absent was a delegate from Janesville CSD.

RESULTS OF THE DIRECTOR DISTRICT 7 CONVENTION

Sam Miller read the requirements of eligibility and Lori Thomas announced that only one person filed a Statement of Candidacy, Dr. Tony Reid, an elector and resident of the Cedar Falls CSD.

Ballots were collected from the delegates along with the Resolutions of Certification, which authorized the delegates to vote. Janesville CSD did not submit a ballot.

Joyce Coil, delegate for the Cedar Falls CSD cast the district's weighted vote for Dr. Tony Reid for the Central Rivers AEA Board of Directors.

Scott Krebsbach, delegate for the Denver CSD cast the district's weighted vote for Dr. Tony Reid for the Central Rivers AEA Board of Directors.

Sam Miller announced that Dr. Tony Reid was elected as the representative for the Central Rivers AEA Director District 7 to fulfill the remainder of the term.

ADJOURN

Sam Miller adjourned the Director District 7 Convention at 1:03 P.M.

*Lori Thomas, Board Secretary administered the Oath of Office to Dr. Tony Reid on September 28, 2018.

Respectfully Submitted,

Lori Thomas, Central Rivers AEA Board Secretary

Sam Miller, Central Rivers AEA Chief Administrator

Dr. Debra Rich, Central Rivers AEA Board President

Central Rivers Area Education Agency

IA - Warrants Paid Listing

Criteria

Date Range: 08/28/2018 - 09/24/2018

Fiscal Year: 2018-2019

Vendor Name	Description	Check Total
Fund: Capital Project		
Peters Construction	Retainage Payable	\$5,640.00
Plumb Tech Inc.	River Hills Furniture/Fixtures > \$1999	\$3,611.17
Riley's Floors and More	Purchased Property Service	\$1,000.00
Fund Total:		\$10,251.17
Fund: Cedar Valley Promise (CVP)		
Allen Women's Health Dept	School Ready Purch- State	\$1,650.66
Cedar Valley Preschool Center	School Ready Purch- State	\$1,634.00
Central Iowa Detention Center	Early Child Purch Serv- State	\$1,085.68
Central Iowa Detention Center	School Ready Purch- State	\$2,016.26
Operation Threshold	School Ready Purch- State	\$1,796.49
Tri-County Head Start	School Ready Purch- State	\$47,511.16
Fund Total:		\$55,694.25
Fund: Dental Self-Insurance		
Delta Dental - Self Funded Payroll	Dental Self-Insurance Claims	\$23,933.05
VOYA Financial - Payroll	Critical Illness Premium	\$1,029.75
Wellmark BC/BS - Self Funded Payroll	Health Self-Insurance Claims	\$193,702.16
Wellmark BC/BS - Self Funded Payroll	Health Stop-Loss/Admin Access/Pharmacy Fee	\$86,806.02
Wells Fargo Direct Deposit - Payroll	Health Self-Insur EE/ER Payroll Contributions	\$35,810.20
Fund Total:		\$341,281.18
Fund: Flex-Benefits Plan		
ASI Flex Spending Acct - Payroll	Fiscal Services Flexible Spending Expense	\$13,794.77
Fund Total:		\$13,794.77
Fund: General Fund		
95 Percent Group Inc.	Literacy - Content EQ	\$3,495.00
Adelmund, Kimberly S	Early Childhood - Reimbursable Travel	\$621.08
Adelmund, Kimberly S	Early Childhood Cell Phone	\$120.00
Advanced Systems Inc.	Print/Graph Equipment Rental/Lease	\$1,219.00
After Five Janitorial	Marshalltown Building Maint Service	\$1,580.00
Albertson, Jody L	Regional Administrator - Reimbursable Travel	\$663.77
Alliant Energy	Clear Lake Electric	\$2,769.40
Alliant Energy	Clear Lake Natural Gas	\$41.89
Alliant Energy	Marshalltown Electric	\$3,746.84
Amazon	MT Lending Library General Supplies	\$111.93
Amazon	MT Lending Library Resource Books	\$50.68
Amazon	MT Lending Library Resource Other	\$132.91
Amazon	MT Prof Library Resource Books	\$361.43
American Library Association	MT Prof Library Resource Books	\$149.00
American Library Association	MT Prof Library Resource Other	\$14.00
AmericInn of Cedar Falls	Regional Administrator - Travel	\$72.80
AmericInn of Cedar Falls	Social Work - Travel	\$72.80
AmericInn of Clear Lake	Curriculum Consultant - Travel	\$218.40
Americinn of Johnston	Early Childhood - Travel	\$72.80
Americinn of Johnston	Social Work - Travel	\$95.20

Central Rivers Area Education Agency

IA - Warrants Paid Listing

Criteria

Date Range: 08/28/2018 - 09/24/2018

Fiscal Year: 2018-2019

Vendor Name	Description	Check Total
Andera, LuAnn	Audiology Cell Phone	\$120.00
Anderson, Colleen	DE- Assesment Purchased Service	\$1,170.00
Anderson, Jennifer S	SPED Consultant Cell Phone	\$120.00
Anderson, Katherine	Early Childhood - Reimburseable Travel	\$108.30
Anderson, Katherine	Early Childhood Cell Phone	\$120.00
Anixter, Inc.	Clear Lake Technology General Supplies	\$2,235.58
Apple Inc.	Equipment Repair General Supplies	\$18,138.32
Ascherl, Elizabeth M	Speech - Reimburseable Travel	\$155.03
Ascherl, Elizabeth M	Speech Cell Phone	\$120.00
ASI Flex Spending Acct - Payroll	Central Support Consult Services	\$444.50
Backer, Briana R	Speech - Reimburseable Travel	\$131.57
Backer, Briana R	Speech Cell Phone	\$120.00
Bagge, Shyla K	Work Experience - Reimburseable Travel	\$709.29
Bagge, Shyla K	Work Experience Cell Phone	\$120.00
Baker, Kelsey M	Psychology - Reimburseable Travel	\$206.46
Baker, Kelsey M	Psychology Cell Phone	\$120.00
Bandy, Carol A	Social Work Cell Phone	\$120.00
Barfels, Kathy K	Prof Learning (PD) Cell Phone	\$120.00
Bartlett, Bonnie R	Speech Cell Phone	\$120.00
Battles, Bret M	Audiology - Reimburseable Travel	\$284.83
Battles, Bret M	Audiology Cell Phone	\$120.00
Bauer, Sarah A	Speech Cell Phone	\$120.00
Beck, Kelly Jo	Psychology - Reimburseable Travel	\$27.82
Beck, Kelly Jo	Psychology Cell Phone	\$120.00
Beierschmitt, Allyssa A	Early Childhood - Reimburseable Travel	\$393.65
Beierschmitt, Allyssa A	Early Childhood Cell Phone	\$120.00
Benning, Melissa M	Speech Cell Phone	\$120.00
Berding, Elissa J	Early Childhood - Reimburseable Travel	\$144.33
Berding, Elissa J	Early Childhood Cell Phone	\$120.00
Berthelsen, Anne	Psychology - Reimburseable Travel	\$150.96
Berthelsen, Anne	Psychology Cell Phone	\$120.00
Best, Sarah J	Speech - Reimburseable Travel	\$108.56
Best, Sarah J	Speech Cell Phone	\$120.00
Beumer, Christine M	SPED Consultant Cell Phone	\$120.00
Beyond Consequences Institute, LLC	MT Prof Library Resource Books	\$309.70
BGM CSD	CF Miscellaneous	\$947.83
Bienfang-Lee, Kandice A	Social Work - Reimburseable Travel	\$353.53
Bienfang-Lee, Kandice A	Social Work Cell Phone	\$120.00
Billerbeck, Robin M	HR Cell Phone	\$120.00
Black Hawk County Sheriff Dept.	Other Payroll Deduction Payable	\$246.37
Black Hawk Waste Disposal	River Hills Building/Maint Service	\$294.00
Blake, Sara	Speech Cell Phone	\$120.00
Blohm, Melissa A	Curriculum Consultant - Reimburseable Travel	\$120.18
Blohm, Melissa A	Curriculum Consultant Cell Phone	\$120.00
BMO	Academic Assessment - Travel	\$366.24

Central Rivers Area Education Agency

IA - Warrants Paid Listing

Criteria

Date Range: 08/28/2018 - 09/24/2018

Fiscal Year: 2018-2019

Vendor Name	Description	Check Total
BMO	Academic Assessment General Supplies	\$33.00
BMO	Board Advertising	\$50.78
BMO	Cedar Falls Central Support General Supplies	\$5.00
BMO	Cedar Falls Central Support Meeting/Oper Supplies	\$604.19
BMO	Cedar Falls Central Support Phone/Internet	\$4,153.83
BMO	Central Support - Travel	\$2,807.84
BMO	Clear Lake Building Maint Service	\$167.83
BMO	Clear Lake Building/Maint Supplies	\$212.02
BMO	Clear Lake Equipment Rental/Lease	\$90.00
BMO	Clear Lake Phone/Internet	\$3,208.93
BMO	Curriculum Consultant - Travel	\$259.17
BMO	Curriculum Consultant General Supplies	\$56.40
BMO	Early Childhood - Travel	\$75.00
BMO	Early Childhood Instructional Supplies	\$1,598.06
BMO	Ed Serv Admin General Supplies	\$227.75
BMO	Ed Serv Computer/Printers/Tech Supplies	\$29.00
BMO	Equipment Repair General Supplies	\$2,088.38
BMO	ESL/ELL Title III Instructional Supplies	\$778.23
BMO	ESL/ELL Title III PD Materials/Stipends	\$95.85
BMO	Exec Admin - Travel	\$1,656.12
BMO	Exec Admin Meeting/Oper Supplies	\$54.36
BMO	HR - Travel	\$628.59
BMO	HR Advertising	\$114.11
BMO	HR General Supplies	\$704.11
BMO	LAP - Support Teams EQ	\$217.28
BMO	Learning Support General Supplies	\$84.70
BMO	Literacy - Content EQ	\$558.75
BMO	Marshalltown Building/Maint Supplies	\$1,015.23
BMO	Marshalltown Phone/Internet	\$3,091.99
BMO	Media Services Tech - Travel	\$34.31
BMO	MT Lending Library Resource Books	\$264.07
BMO	MT Lending Library Resource Media Technology	\$1,316.63
BMO	MT Lending Library Resource Other	\$570.28
BMO	MTSS Positive Well Being - Support Teams EQ	\$72.80
BMO	Oper/Maint Building Supplies	\$2,146.64
BMO	Print/Graph Meeting/Oper Supplies	\$891.38
BMO	Prof Learning (PD) - Travel	\$2,016.91
BMO	Prof Learning (PD) Meeting/Oper Supplies	\$8,170.53
BMO	Psychology General Supplies	\$351.43
BMO	Regional Administrator - Travel	\$108.47
BMO	Regional Administrator Dues/Memberships	\$168.45
BMO	Regional Administrator General Supplies	\$961.33
BMO	Regional Administrators - Support Teams EQ	\$540.84
BMO	River Hills Admin Phone/Internet	\$1,379.56
BMO	River Hills Building/Maint Supplies	\$492.96

Central Rivers Area Education Agency

IA - Warrants Paid Listing

Criteria

Date Range: 08/28/2018 - 09/24/2018

Fiscal Year: 2018-2019

Vendor Name	Description	Check Total
BMO	River Hills Maint Vehicle Gas	\$14.23
BMO	SPED Advertising	\$140.00
BMO	SPED Consultant - Travel	\$313.15
BMO	Speech General Supplies	\$1,438.54
BMO	Title I ESSA Accountability Travel	\$830.03
BMO	Work Experience - Discipline EQ	\$615.00
BMO	Work Experience - Travel	\$315.00
BMO	Work Experience General Supplies	\$311.30
Boardsen, Bryan J	Occ Therapy Cell Phone	\$120.00
Boeck, Diana T	Early Childhood - Reimbursable Travel	\$126.39
Boeck, Diana T	Early Childhood Cell Phone	\$120.00
Boezinger, Teri	Curriculum Consultant Cell Phone	\$120.00
Bohnenblust, Cori L	Psychology Cell Phone	\$120.00
Bohnenkamp, Jane K	Audiology Cell Phone	\$120.00
Boos, Kallie M	Speech Cell Phone	\$120.00
Boots, Douglas A	Speech - Reimbursable Travel	\$93.91
Boots, Douglas A	Speech Cell Phone	\$120.00
Bowers, Kelsey J	Curriculum Consultant - Reimbursable Travel	\$111.22
Bowers, Kelsey J	Curriculum Consultant Cell Phone	\$120.00
Brandau, Jacqueline L	Early Childhood - Reimbursable Travel	\$180.30
Brandau, Jacqueline L	Early Childhood Cell Phone	\$120.00
Brolsma, Marcia A	Executive Director Cell Phone	\$120.00
Buseman, Jennifer L	Occ Therapy Cell Phone	\$120.00
Byrne, Carol K	Speech Cell Phone	\$120.00
Campbell, Janine G	Speech - Reimbursable Travel	\$153.85
Campbell, Janine G	Speech Cell Phone	\$120.00
Canon Financial Services	Print/Graph Equipment Rental/Lease	\$812.00
Carnahan, Meredith G	Speech - Reimbursable Travel	\$137.49
Carnahan, Meredith G	Speech Cell Phone	\$120.00
Carruthers, Cheryl A	Media Services Tech - Reimbursable Travel	\$264.92
Cavner, Gail R	Early Childhood - Reimbursable Travel	\$271.47
Cavner, Gail R	Early Childhood Cell Phone	\$120.00
Cedar Falls CSD	CF Miscellaneous	\$77.54
Cedar Falls Utilities	BI Hk Det C Phone/Internet	\$67.50
Cedar Falls Utilities	Cedar Falls Central Support Phone/Internet	\$550.00
Cedar Falls Utilities	Cedar Falls Electric	\$2,912.52
Cedar Falls Utilities	Cedar Falls Natural Gas	\$41.13
Cedar Falls Utilities	Central Support Water/Sewer	\$982.58
Cedar Falls Utilities	CF Conf Center Electric	\$434.73
Cedar Falls Utilities	CF Conf Center Natural Gas	\$25.48
Cedar Falls Utilities	CF Conf Center Water/Sewer	\$159.20
Cedar Falls Utilities	River Hills Electric	\$4,992.16
Cedar Falls Utilities	River Hills Natural Gas	\$522.87
Cedar Falls Utilities	River Hills Water/Sewer	\$492.88
Cengage Learning, Inc.	ESL/ELL Title III PD Materials/Stipends	\$1,003.25

Central Rivers Area Education Agency

IA - Warrants Paid Listing

Criteria

Date Range: 08/28/2018 - 09/24/2018

Fiscal Year: 2018-2019

Vendor Name	Description	Check Total
CenterPoint Energy	Marshalltown Natural Gas	\$147.29
CenturyLink	Cedar Falls Central Support Phone/Internet	\$662.69
CenturyLink	Marshalltown Phone/Internet	\$405.00
CenturyLink	River Hills Admin Phone/Internet	\$115.80
Centurylink (2)	Marshalltown Phone/Internet	\$5.91
Certified Languages International	IEP Interpreter/Translator Contract Services	\$108.75
Chambers, Ryan T	Social Work Cell Phone	\$120.00
Charles City CSD	Prof Learning (PD) Registration Fee	\$30.00
Child, Denise J	Speech Cell Phone	\$120.00
Chorpening, Sara A	Speech - Reimbursable Travel	\$92.20
Chorpening, Sara A	Speech Cell Phone	\$120.00
Christenson, Kari A	SPED Consultant - Reimbursable Travel	\$471.49
Christenson, Kari A	SPED Consultant Cell Phone	\$120.00
City of Cedar Falls	River Hills Building Maint/Repair	\$97.50
City Of Marshalltown	Marshalltown Building Maint/Repair	\$110.00
CliftonLarsonAllen LLP	Board Professional Service	\$1,000.00
Cline, Jennifer A	SPED Consultant - Reimbursable Travel	\$168.50
Cline, Jennifer A	SPED Consultant Cell Phone	\$120.00
Clouse, Beth	IEP Interpreter/Translator Contract Services	\$105.00
Collection Services Center -Payroll	Other Payroll Deduction Payable	\$1,508.00
Color Glo	Oper/Maint Building Maint/Repair	\$133.00
Colwell, Kristen R	Media Services Tech - Reimbursable Travel	\$43.03
Comfort Inn & Suites - Des Moines	Academic Assessment - Travel	\$72.80
Comfort Inn & Suites - Des Moines	School Improvement - Content EQ	\$655.20
Comfort Suites	Curriculum Consultant - Travel	\$218.40
Comfort Suites	Psychology - Travel	\$145.60
Common Remitter/Voya - Payroll	TSA's Payable	\$35,055.66
Community Electric Inc	River Hills Building Maint/Repair	\$1,679.54
Condon, Angela R	Early Childhood Cell Phone	\$120.00
Conner, Nancy K	SPED Consultant Cell Phone	\$120.00
Cooper, Jennifer L	Speech - Reimbursable Travel	\$285.87
Cooper, Jennifer L	Speech Cell Phone	\$120.00
Copp, Angel R	SPED Consultant - Reimbursable Travel	\$180.19
Copp, Angel R	SPED Consultant Cell Phone	\$120.00
Counsell, Holli M	Early Childhood - Reimbursable Travel	\$187.74
Counsell, Holli M	Early Childhood Cell Phone	\$120.00
Covenant Home Health	Additional Employee Medical	\$6,926.92
Cowell, Michelle K	Media Services Tech Cell Phone	\$120.00
Crane, Kelcy A	Audiology - Reimbursable Travel	\$38.89
Crenshaw, Anna G	Itinerant Hearing - Reimbursable Travel	\$134.27
Crenshaw, Anna G	Itinerant Hearing Cell Phone	\$120.00
Crisis Prevention Institute	Prof Learning (PD) Contract Services	\$10,026.00
Crisis Prevention Institute	Prof Learning (PD) General Supplies	(\$1,583.40)
Crisis Prevention Institute	Prof Learning (PD) Registration Fee	\$150.00
Crowe, Kimberly S	Speech - Reimbursable Travel	\$74.00

Central Rivers Area Education Agency

IA - Warrants Paid Listing

Criteria

Date Range: 08/28/2018 - 09/24/2018

Fiscal Year: 2018-2019

Vendor Name	Description	Check Total
Crowe, Kimberly S	Speech Cell Phone	\$120.00
Crum, Delores D	Social Work Cell Phone	\$120.00
Dan Deery Motor Co.	MT Vehicle Maint/Repair	\$60.90
Dangelser, Catherine M	Audiology - Reimbursable Travel	\$258.37
Dangelser, Catherine M	Audiology Cell Phone	\$120.00
Dankbar, Julie L	Early Childhood - Reimbursable Travel	\$168.68
Dankbar, Julie L	Early Childhood Cell Phone	\$120.00
Davies, Julie	Ed Serv Admin - Reimbursable Travel	\$481.13
Davis, Jennifer K	Speech Cell Phone	\$120.00
Davis, Stacey	Speech - Reimbursable Travel	\$154.62
Davis, Tara E	SPED Consultant - Reimbursable Travel	\$297.67
Davis, Tara E	SPED Consultant Cell Phone	\$120.00
Davis, Terry	IT Cell Phone	\$120.00
Davis, Terry	Technology - Reimbursable Travel	\$368.89
DeBerg, Lynn L	Speech Cell Phone	\$120.00
Decker, Linda L	Early Childhood Cell Phone	\$120.00
DeGroote, Mardith S	Early Childhood Cell Phone	\$120.00
DeMaris, Sydney R	Speech - Reimbursable Travel	\$31.97
DeMaris, Sydney R	Speech Cell Phone	\$120.00
Derifield, Natalie M	SPED Consultant Cell Phone	\$120.00
Derifield, Natalie M	Speech - Reimbursable Travel	\$11.25
Devereaux, Katie M	SPED Consultant - Reimbursable Travel	\$43.66
Devereaux, Katie M	SPED Consultant Cell Phone	\$120.00
DeVilbiss, Whitney	Speech - Reimbursable Travel	\$46.10
DeVilbiss, Whitney	Speech Cell Phone	\$120.00
Diane Sweeney Consulting	TLC- Diane Sweeney Contract Services	\$2,000.00
Diemer, Christy K	Occ Therapy - Reimbursable Travel	\$126.61
Diemer, Christy K	Occ Therapy Cell Phone	\$120.00
Dilger, Karen S	Prof Learning (PD) Cell Phone	\$120.00
Downey, Sarah	Social Work - Reimbursable Travel	\$129.83
Downs, Carrie Anne	SPED Consultant - Reimbursable Travel	\$118.99
Downs, Carrie Anne	SPED Consultant Cell Phone	\$120.00
Dubberke, Susma P	Speech Cell Phone	\$120.00
Dunham, Abby J	Audiology - Reimbursable Travel	\$78.29
Dymaxion Research Ltd	MT Lending Library Contract Services	\$1,540.00
Eckhart Lamp, Erika J	Early Childhood Cell Phone	\$120.00
Edson, Jessa E.	Speech Cell Phone	\$120.00
Eichmeier, Sue A	Audiology Cell Phone	\$120.00
Ellenbecker, Callen N	Speech Cell Phone	\$120.00
Elliott, Amanda Jo	Speech Cell Phone	\$120.00
EMC Insurance Casualty Companies	Board Professional Service	\$5,159.10
Engels, Carolyn R	Speech - Reimbursable Travel	\$178.38
Engels, Carolyn R	Speech Cell Phone	\$120.00
Enterprise Rent-A-Car Midwest	Media Services Tech - Content EQ	\$254.34
Epley Birtwistle, Dea E	Social Work - Reimbursable Travel	\$131.79

Central Rivers Area Education Agency

IA - Warrants Paid Listing

Criteria

Date Range: 08/28/2018 - 09/24/2018

Fiscal Year: 2018-2019

Vendor Name	Description	Check Total
Epley Birtwistle, Dea E	Social Work Cell Phone	\$120.00
ESSDACK	Ed Services EQ Contract Services	\$1,695.04
ESSDACK	Special Ed EQ Consulting Services	\$6,780.16
Euken, Jolene A	Early Childhood Cell Phone	\$120.00
Ewald, Kirstey R	Curriculum Consultant Cell Phone	\$120.00
Fadiga, Brandi R	Speech - Reimbursable Travel	\$285.53
Fadiga, Brandi R	Speech Cell Phone	\$120.00
Fairfield Inn & Suites Des Moines West	Ed Serv Admin - Travel	\$199.36
Fairfield Inn & Suites Des Moines West	Exec Admin - Travel	\$72.80
Fairfield Inn & Suites Des Moines West	Media Services Tech - Content EQ	\$99.68
Fairfield Inn & Suites Des Moines West	Title I ESSA Accountability Travel	\$72.80
FastBridge Learning, LLC	Curriculum Consultant Contract Services	\$55,077.50
Fifth Street Tire Inc.	MT Vehicle Maint/Repair	\$581.31
Flatebo, Ashley M	Media Services Tech - Reimbursable Travel	\$346.47
Flatebo, Ashley M	Media Services Tech Cell Phone	\$120.00
Fober, Jackie L	SPED Consultant Cell Phone	\$120.00
Folkerts, Sandra L	Social Work Cell Phone	\$120.00
Follett School Solutions, Inc.	MT Lending Library Resource Books	\$9,159.20
Follett School Solutions, Inc.	MT Lending Library Resource Media Technology	(\$119.22)
Forcum, Elizabeth A	SPED Consultant - Reimbursable Travel	\$67.72
Forcum, Elizabeth A	SPED Consultant Cell Phone	\$120.00
Ford, Melissa A	Social Work Cell Phone	\$120.00
Foster, Brian R	Work Experience - Reimbursable Travel	\$466.61
Foster, Brian R	Work Experience Cell Phone	\$120.00
Four Seasons Lawn Care	Marshalltown Building Maint Service	\$2,200.00
Foxhoven, Rebecca Jo	Speech - Reimbursable Travel	\$274.13
Foxhoven, Rebecca Jo	Speech Cell Phone	\$120.00
Frana, Kathleen N	SPED Consultant Cell Phone	\$120.00
Friedrich, Brynn N	Early Childhood Cell Phone	\$120.00
Future Publishing	MT Prof Library Resource Journals	\$20.00
Gallagher, Kelly Joan	Curriculum Consultant - Reimbursable Travel	\$92.80
Gallagher, Kelly Joan	Curriculum Consultant Cell Phone	\$120.00
Gannon, Margaret R	Speech - Reimbursable Travel	\$93.91
Gannon, Margaret R	Speech Cell Phone	\$120.00
Garden, Kristen	Early Childhood - Reimbursable Travel	\$274.58
Garden, Kristen	Early Childhood Cell Phone	\$120.00
Gebel, Shira L	SPED Consultant - Reimbursable Travel	\$178.78
Gebel, Shira L	SPED Consultant Cell Phone	\$120.00
Gibson Specialty Company	HR General Supplies	\$261.50
Gill, Steve	Regional Administrators - Support Teams EQ	\$7,500.00
Gowans, Julie A	SPED Consultant - Reimbursable Travel	\$58.24
Grant, Devin N	Early Access - Reimbursable Travel	\$27.68
Grant, Devin N	Early Childhood Cell Phone	\$120.00
Grant, Marci L	Physical Therapy - Reimbursable Travel	\$273.80
Grant, Marci L	Physical Therapy Cell Phone	\$120.00

Central Rivers Area Education Agency

IA - Warrants Paid Listing

Criteria

Date Range: 08/28/2018 - 09/24/2018

Fiscal Year: 2018-2019

Vendor Name	Description	Check Total
Graven, Tina L	Curriculum Consultant - Reimbursable Travel	\$477.15
Graven, Tina L	Curriculum Consultant Cell Phone	\$120.00
Gray, Jackie L	Work Experience - Reimbursable Travel	\$436.60
Gray, Jackie L	Work Experience Cell Phone	\$120.00
Greene, Gina S	Early Access - Reimbursable Travel	\$171.53
Greene, Gina S	Early Access Cell Phone	\$120.00
Gregory, Abigail G	Early Childhood Cell Phone	\$120.00
Greiner, Kaylee E	Speech - Reimbursable Travel	\$121.77
Greiner, Kaylee E	Speech Cell Phone	\$120.00
Griep-Adams, Joanne A	Social Work Cell Phone	\$120.00
Gritters, Nicole R	SPED Consultant Cell Phone	\$120.00
Groen, Marc A	Psychology Cell Phone	\$120.00
Haase, Tanya M	Speech Cell Phone	\$120.00
Haberman, Michelle R	Curriculum Consultant - Reimbursable Travel	\$527.10
Haberman, Michelle R	SPED Consultant Cell Phone	\$120.00
Hageman, Christine E	SPED Consultant - Reimbursable Travel	\$21.16
Hageman, Christine E	SPED Consultant Cell Phone	\$120.00
Hampton, Gregory A	Clear Lake Cell Phone	\$120.00
Hansen, Leigh Anne	Speech Cell Phone	\$120.00
Hanson, Amber	Speech - Reimbursable Travel	\$396.60
Hanson, Amber	Speech Cell Phone	\$120.00
Hanson, Debra S	Print/Graph - Reimbursable Travel	\$528.91
Harnack, Sara B	Audiology Cell Phone	\$120.00
Harris, Jaime L	Physical Therapy - Reimbursable Travel	\$233.28
Harris, Jaime L	Physical Therapy Cell Phone	\$120.00
Harty, Penny L	Early Childhood Cell Phone	\$120.00
Hawkeye Alarm & Signal Co	Oper/Maint Building Maint/Repair	\$250.00
Hedberg, Janet A	Speech - Reimbursable Travel	\$192.70
Hedberg, Janet A	Speech Cell Phone	\$120.00
Heinz, Kasey	Speech Cell Phone	\$120.00
Heisterkamp, Patricia A	Social Work - Reimbursable Travel	\$96.94
Heisterkamp, Patricia A	Social Work Cell Phone	\$120.00
Helgeson, Cynthia	Regional Administrator Cell Phone	\$120.00
Hendricks, Philip F	Web Development Cell Phone	\$120.00
Hibma, Alice L	Occ Therapy Cell Phone	\$120.00
Highnam, Diane B	Speech - Reimbursable Travel	\$195.29
Highnam, Diane B	Speech Cell Phone	\$120.00
Hill, Michelle C	Occ Therapy Cell Phone	\$120.00
Hobbs, Kaylan M	Part B Non Public Speech Cell Phone	\$120.00
Hobbs, Kaylan M	Speech - Reimbursable Travel	\$48.10
Holden, Sarah C	Social Work Cell Phone	\$120.00
Honn-Kruse, Sandra K	Early Childhood Cell Phone	\$120.00
Honnold, Amanda A	Psychology - Reimbursable Travel	\$117.29
Honnold, Amanda A	Psychology Cell Phone	\$120.00
Hopperstad, Robin L	Speech Cell Phone	\$120.00

Central Rivers Area Education Agency

IA - Warrants Paid Listing

Criteria

Date Range: 08/28/2018 - 09/24/2018

Fiscal Year: 2018-2019

Vendor Name	Description	Check Total
Hosch, Amanda S	Speech Cell Phone	\$120.00
Howke, Brenda J	Physical Therapy - Reimburseable Travel	\$389.91
Howke, Brenda J	Physical Therapy Cell Phone	\$120.00
Huber, Brena S	Psychology - Reimburseable Travel	\$142.11
Huber, Brena S	Psychology Cell Phone	\$120.00
Huck, Tamera S	SPED Consultant Cell Phone	\$120.00
Huffman, Stacey D	Occ Therapy Cell Phone	\$120.00
Huftalin, Laurie M	Social Work - Reimburseable Travel	\$121.51
Huftalin, Laurie M	Social Work Cell Phone	\$120.00
Humpal, Lindsey M	Curriculum Consultant Cell Phone	\$120.00
Humpal, Lindsey M	Early Childhood - Reimburseable Travel	\$167.68
Hurley, Kimberly M	Curriculum Consultant Cell Phone	\$120.00
Hurley, Kimberly M	School Improvement/Title IV Travel	\$186.41
Infomax Office Systems, Inc	Marshalltown Equipment Maint Agreemt/Repair	\$284.07
Infomax Office Systems, Inc	Marshalltown Equipment Rental/Lease	\$333.51
Infomax Office Systems, Inc	MT Equipment Rental/Lease	\$333.50
Infomax Office Systems, Inc	Print/Graph - Printing	\$303.12
Infomax Office Systems, Inc	Print/Graph Maint Agreemt/Repair	\$2,996.33
Infomax Office Systems, Inc	Print/Graph Meeting/Oper Supplies	\$1,351.84
Infomax Office Systems, Inc	SPED Equipment Rental/Lease	\$333.51
Iowa Braille & Sight Saving School	Part B Vision Purchase Services	\$3,733.06
Iowa Workforce Development - Payroll	CF Conf Center Building Maint/Repair	\$175.00
Iowa Workforce Development - Payroll	Oper/Maint Building Maint/Repair	\$175.00
IPERS - Payroll	Fiscal Services IPERS	(\$0.07)
IPERS - Payroll	IPERS Payable	\$440,898.58
IRS - 941 Payroll Taxes	Federal Withholding Tax Payable	\$245,352.57
IRS - 941 Payroll Taxes	FICA Tax Payable	\$395,840.52
J P Gasway	Print/Graph Meeting/Oper Supplies	\$11,646.65
Jaeger, Dawn M	Social Work - Reimburseable Travel	\$278.54
Jaeger, Dawn M	Social Work Cell Phone	\$120.00
Janssen, Justin S	Psychology - Reimburseable Travel	\$234.80
Janssen, Justin S	Psychology Cell Phone	\$120.00
Jenney, Julie A	Audiology - Reimburseable Travel	\$56.31
Jenney, Julie A	Audiology Cell Phone	\$120.00
Johansen, Molly N	Psychology Cell Phone	\$120.00
Johansen, Molly N	Psychology Mileage/Travel	\$488.21
Johnson, Angela M	Occ Therapy - Reimburseable Travel	\$26.82
Johnson, Angela M	Occ Therapy Cell Phone	\$120.00
Johnson, Joshua R	Regional Administrator - Reimburseable Travel	\$224.96
Judisch, Janice J	SPED Consultant Cell Phone	\$120.00
Keiser, Nancy J	Speech Cell Phone	\$120.00
Kenny, Danielle	SPED Consultant - Reimburseable Travel	\$37.78
Kenny, Danielle	SPED Consultant Cell Phone	\$120.00
Kester, Lora L	Curriculum Consultant - Reimburseable Travel	\$405.52
Kester, Lora L	Curriculum Consultant Cell Phone	\$120.00

Central Rivers Area Education Agency

IA - Warrants Paid Listing

Criteria

Date Range: 08/28/2018 - 09/24/2018

Fiscal Year: 2018-2019

Vendor Name	Description	Check Total
Kidder Construction Inc	Oper/Maint Building Maint/Repair	\$180.00
Kidder Construction Inc	Oper/Maint Building Supplies	\$450.00
Kim, Nang Lam	IEP Interpreter/Translator Contract Services	\$170.00
Kimber, Katie L	SPED Consultant Cell Phone	\$120.00
Kite, Seth B	Psychology - Reimbursable Travel	\$212.90
Kite, Seth B	Psychology Cell Phone	\$120.00
Kitner, Nicole F	Psychology Cell Phone	\$120.00
Klahsen, Crystal	Speech Cell Phone	\$120.00
Kline, Norma J	Itinerant Hearing - Reimbursable Travel	\$688.05
Kline, Norma J	Itinerant Hearing Cell Phone	\$120.00
Knutsen, Carla M	Psychology - Reimbursable Travel	\$25.75
Knutsen, Carla M	Psychology Cell Phone	\$120.00
Koop, Angela	Social Work - Reimbursable Travel	\$191.66
Koop, Angela	Social Work Cell Phone	\$120.00
Korcuska, Hannah R	Psychology Cell Phone	\$120.00
Kraayenbrink, Andrew J	Psychology - Reimbursable Travel	\$467.68
Kraayenbrink, Andrew J	Psychology Cell Phone	\$120.00
Kraschel, Sandra K	Parent/Family Ed - Reimbursable Travel	\$512.45
Kremer, Joseph D	SPED Consultant Cell Phone	\$120.00
Kruger, Dawn K	Early Childhood Cell Phone	\$120.00
Lage, Gabrielle S	SPED Consultant - Reimbursable Travel	\$139.45
Lage, Gabrielle S	SPED Consultant Cell Phone	\$120.00
Lake, Lorelei	SPED Consultant - Reimbursable Travel	\$176.16
Lake, Lorelei	SPED Consultant Cell Phone	\$120.00
Lancaster, Jennifer L	Speech - Reimbursable Travel	\$465.09
Lancaster, Jennifer L	Speech Cell Phone	\$120.00
Lang, Pamela A	Early Childhood - Reimbursable Travel	\$176.90
Lang, Pamela A	Early Childhood Cell Phone	\$120.00
Larsen Plumbing & Heating, Inc.	Clear Lake Building Maint/Repair	\$116.83
Lasher, Ann M	SPED Consultant - Reimbursable Travel	\$402.93
Lasher, Ann M	SPED Consultant Cell Phone	\$120.00
Leclair-Jones, Sarah	Speech - Reimbursable Travel	\$105.08
Leclair-Jones, Sarah	Speech Cell Phone	\$120.00
Lehr, Jeremiah E	Technology - Reimbursable Travel	\$402.93
Liao, Erica Beth	Speech - Reimbursable Travel	\$209.05
Liao, Erica Beth	Speech Cell Phone	\$120.00
Litterer, Lisa J	Occ Therapy - Reimbursable Travel	\$88.21
Litterer, Lisa J	Occ Therapy Cell Phone	\$120.00
Lofstedt, Jamie L	SPED Consultant - Reimbursable Travel	\$174.49
Lofstedt, Jamie L	SPED Consultant Cell Phone	\$120.00
Lorence, Jennifer J	Speech - Reimbursable Travel	\$143.89
Lorence, Jennifer J	Speech Cell Phone	\$120.00
Lucas, Aimee J	Psychology Cell Phone	\$120.00
Lupkes, Ann M	Work Experience - Reimbursable Travel	\$307.25
Lupkes, Ann M	Work Experience Cell Phone	\$120.00

Central Rivers Area Education Agency

IA - Warrants Paid Listing

Criteria

Date Range: 08/28/2018 - 09/24/2018

Fiscal Year: 2018-2019

Vendor Name	Description	Check Total
Mackin Educational Resources	MT Prof Library Resource Electronics	\$414.30
Magnuson, Anne L	AEA-DE Leadership Work Team - Reimb Travel	\$208.60
Magnuson, Anne L	Speech - Reimburseable Travel	\$131.20
Magnuson, Anne L	Speech Cell Phone	\$120.00
Mann, Amber E	Itinerant Hearing Cell Phone	\$120.00
March, Alison Rae	Physical Therapy - Reimburseable Travel	\$317.53
March, Alison Rae	Physical Therapy Cell Phone	\$120.00
Marco	Technology Contract Services	\$92.29
Marco, Inc.	Clear Lake Central Support General Supplies	\$5.00
Marco, Inc.	Clear Lake Equipment Rental/Lease	\$101.48
Martin Brothers Distributing	Prof Learning (PD) Meeting/Oper Supplies	\$396.40
Martinson, Rebecca S	SPED Consultant - Reimburseable Travel	\$448.55
Martinson, Rebecca S	SPED Consultant Cell Phone	\$120.00
Mason City Airport Commission	Clear Lake Building Rent	\$6,373.99
Mason City Airport Commission	Clear Lake Water/Sewer	\$29.85
McCormack, Kathy A	Prof Learning (PD) - Reimburseable Travel	\$183.52
McDermott, Tammy S	SPED Consultant Cell Phone	\$120.00
McFee, Michelle C	Speech Cell Phone	\$120.00
McGrath, Tara R	Early Childhood - Reimburseable Travel	\$188.81
McGrath, Tara R	Early Childhood Cell Phone	\$120.00
McKenzie, Jon W	Academic Assessment - Reimburseable Travel	\$375.07
McMartin, Amanda	Early Access Cell Phone	\$120.00
McRae, Kevin J	SPED Consultant Cell Phone	\$120.00
McRae, Theresa A	Speech Cell Phone	\$120.00
Meaney, Katherine A	Early Childhood - Reimburseable Travel	\$35.74
Meaney, Katherine A	Early Childhood Cell Phone	\$120.00
Meyers, Kristi K	Speech Cell Phone	\$120.00
Midwest Specialty Instruments	Audiology General Supplies	\$377.97
Millang, Sherry L	SPED Consultant - Reimburseable Travel	\$139.75
Millang, Sherry L	SPED Consultant Cell Phone	\$120.00
Miller, Justin E	SPED Consultant - Reimburseable Travel	\$237.47
Miller, Marta J	Early Childhood - Reimburseable Travel	\$234.65
Miller, Marta J	Early Childhood Cell Phone	\$120.00
Miller, Sam J	Exec Admin - Reimburseable Travel	\$393.79
Miller, Tasha R	Speech Cell Phone	\$120.00
Mills, Hollanda L	Early Childhood Cell Phone	\$120.00
Miner, Annalisa	Curriculum Consultant Cell Phone	\$120.00
MJ Care, Inc.	SPED Fiscal Services Medicaid	\$10.50
Moine, Amy J	Prof Learning (PD) - Reimburseable Travel	\$163.84
Monahan, Kayla S	Early Access - Reimburseable Travel	\$282.98
Monahan, Kayla S	Executive Director Cell Phone	\$120.00
Monat, Heather M	Speech Cell Phone	\$120.00
Moore, Sarah J	Speech - Reimburseable Travel	\$209.68
Moore, Sarah J	Speech Cell Phone	\$120.00
Moretz, Melanie R	Speech - Reimburseable Travel	\$62.68

Central Rivers Area Education Agency

IA - Warrants Paid Listing

Criteria

Date Range: 08/28/2018 - 09/24/2018

Fiscal Year: 2018-2019

Vendor Name	Description	Check Total
Moretz, Melanie R	Speech Cell Phone	\$120.00
Morris, Debra S	SPED Consultant Cell Phone	\$120.00
Morton, Robin R	Early Childhood - Reimbursable Travel	\$208.24
Morton, Robin R	Early Childhood Cell Phone	\$120.00
Mraz, Douglas S	Psychology Cell Phone	\$120.00
Muller, Somer L	SPED Consultant - Reimbursable Travel	\$47.62
Muller, Somer L	SPED Consultant Cell Phone	\$120.00
Mulnix, Suzann L	Speech Cell Phone	\$120.00
Murphy, Jane E	Speech - Reimbursable Travel	\$98.31
Murphy, Jane E	Speech Cell Phone	\$120.00
Nasheim, Jenna L	Physical Therapy Cell Phone	\$120.00
National Insurance Services of WI Inc	Disability Insurance Payable	\$5,116.30
Nelson, Sarah	Media Services Tech Cell Phone	\$120.00
Nelson, Sarah	School Improvement - Content EQ	\$89.54
Nelson, Sarah	School Improvement/Title IV Travel	\$113.37
Neuendorf, Tracey L	Speech Cell Phone	\$120.00
Nickel, Sara A	Curriculum Consultant - Reimbursable Travel	\$466.94
Nickel, Sara A	Curriculum Consultant Cell Phone	\$120.00
North Iowa Media Group	Board Advertising	\$25.81
Nunn, Gerald D	Psychology - Reimbursable Travel	\$370.00
Nunn, Gerald D	Psychology Cell Phone	\$120.00
Nunn, Susan J	Psychology - Reimbursable Travel	\$98.12
Nurse, Lori M	Early Access - Reimbursable Travel	\$136.60
Nurse, Lori M	Early Childhood Cell Phone	\$120.00
O'Brien, Sara N	Audiology - Reimbursable Travel	\$85.84
O'Brien, Sara N	Audiology Cell Phone	\$120.00
Oaktree Products	Audiology General Supplies	\$1,095.03
Ohlfest, Sara	Speech - Reimbursable Travel	\$110.00
Ohlfest, Sara	Speech Cell Phone	\$120.00
Oleska, Melanie L	Social Work Cell Phone	\$120.00
Ollendieck, Tarissa Eileen	Occ Therapy - Reimbursable Travel	\$246.23
Ollendieck, Tarissa Eileen	Occ Therapy Cell Phone	\$120.00
Olson, Farrah I	Work Experience Cell Phone	\$120.00
Olson, Kathleen M	Work Experience - Reimbursable Travel	\$90.02
Olson, Kathleen M	Work Experience Cell Phone	\$120.00
On-Site Information Destruction Inc	Oper/Maint Building Maint Service	\$145.80
OneNeck IT Solutions	Technology Contract Services	\$2,250.00
Opperman, Dixie L	SPED Consultant Cell Phone	\$120.00
Osgood, Jacqueline P	SPED Consultant - Reimbursable Travel	\$125.95
Osgood, Jacqueline P	SPED Consultant Cell Phone	\$120.00
Parrish, Brooke A	Early Childhood - Reimbursable Travel	\$102.97
Parrish, Brooke A	Early Childhood Cell Phone	\$120.00
PDCM Insurance	Central Support Insurance	\$1,101.00
Pearson, Amy E	Psychology - Reimbursable Travel	\$257.89
Pearson, Amy E	Psychology Cell Phone	\$120.00

Central Rivers Area Education Agency

IA - Warrants Paid Listing

Criteria

Date Range: 08/28/2018 - 09/24/2018

Fiscal Year: 2018-2019

Vendor Name	Description	Check Total
Pearson, Amy E	Team Reps - Discipline EQ	\$57.64
Peschong, Lea Ann	Speech - Reimbursable Travel	\$228.81
Peska, Samantha Jo	SPED Consultant Cell Phone	\$120.00
Petersen, Kara B	Speech - Reimbursable Travel	\$1.48
Petersen, Kara B	Speech Cell Phone	\$120.00
Peterson, Gretchen R	Student Records Cell Phone	\$120.00
Phoenix Recovery Group, Inc.	Other Payroll Deduction Payable	\$75.00
Pinero, Jeika J	Executive Director Cell Phone	\$120.00
Pinkston, Chad E	Psychology - Reimbursable Travel	\$329.30
Pinkston, Chad E	Psychology Cell Phone	\$120.00
Pitney Bowes Inc	Clear Lake Equipment Rental/Lease	\$152.10
Pitney Bowes Inc	Ed Serv Computer/Printers/Tech Supplies	\$679.11
Pitney Bowes Inc.	Clear Lake Central Support General Supplies	\$80.74
Plagge, Beverly A	Regional Administrator - Reimbursable Travel	\$301.40
Pool Tech	Pleasant Hill Pool/Maint Supplies	\$219.70
Prairie Lakes AEA 8	Print/Graph - Printing	\$302.95
Prusha, Jo A	Curriculum Consultant - Reimbursable Travel	\$284.83
Prusha, Jo A	SPED Consultant Cell Phone	\$120.00
Putz, Audrey L	Social Work Cell Phone	\$120.00
Quill Corporation	Marshalltown Central Support General Supplies	\$40.29
Raber, Andrea J	Curriculum Consultant - Reimbursable Travel	\$265.73
Raber, Andrea J	Curriculum Consultant Cell Phone	\$120.00
Ramaekers, Laura C	Academic Assessment Cell Phone	\$120.00
Raney, Sandra L	Speech Cell Phone	\$120.00
Realityworks	MT Lending Library Resource Media Technology	\$1,399.00
Realityworks	MT Lending Library Resource Other	\$69.95
Redfern, Jaymie S	Physical Therapy - Reimbursable Travel	\$594.55
Redfern, Jaymie S	Physical Therapy Cell Phone	\$120.00
Reed, Katie M	Early Childhood Cell Phone	\$120.00
Reese, Dustin L	Psychology - Reimbursable Travel	\$242.50
Reese, Dustin L	Psychology Cell Phone	\$120.00
Reese, Jennifer Sue	SPED Consultant - Reimbursable Travel	\$70.26
Reese, Jennifer Sue	SPED Consultant Cell Phone	\$120.00
Reid, Ronda R	SPED Consultant - Reimbursable Travel	\$284.16
Reid, Ronda R	SPED Consultant Cell Phone	\$120.00
Reifenstahl, Sherry M	Psychology Cell Phone	\$120.00
Reiter, Brittany L	Speech Cell Phone	\$120.00
Relph, Theresa L	Speech - Reimbursable Travel	\$84.06
Relph, Theresa L	Speech Cell Phone	\$120.00
Rich, Lori A	Early Childhood Cell Phone	\$120.00
Richards, Rochelle R	SPED Consultant - Reimbursable Travel	\$67.41
Richards, Rochelle R	SPED Consultant Cell Phone	\$120.00
Riebkes, Teresa L	Speech Cell Phone	\$120.00
Riemenschneider, Becky J	Speech - Reimbursable Travel	\$129.20
Riemenschneider, Becky J	Speech Cell Phone	\$120.00

Central Rivers Area Education Agency

IA - Warrants Paid Listing

Criteria

Date Range: 08/28/2018 - 09/24/2018

Fiscal Year: 2018-2019

Vendor Name	Description	Check Total
Rinnels, Laura L	IT Cell Phone	\$120.00
Rite Environmental Inc.	Oper/Maint Building Maint Service	\$185.00
Ritter, Holly K	Curriculum Consultant - Reimbursable Travel	\$129.96
Ritter, Holly K	Curriculum Consultant Cell Phone	\$120.00
Robert W. Barlow Memorial Library	Work Experience General Supplies	\$10.00
Roberts, Kami A.	Psychology - Reimbursable Travel	\$207.50
Roberts, Kami A.	Psychology Cell Phone	\$120.00
Roberts, Renae C	Occ Therapy Cell Phone	\$120.00
Robertson, Lydia	Speech - Reimbursable Travel	\$130.72
Robertson, Lydia	Speech Cell Phone	\$120.00
Rogers, Jennifer L	Speech Cell Phone	\$120.00
Rosenboom, Linda O	Occ Therapy Cell Phone	\$120.00
Rurup, Cynthia A	Social Work - Reimbursable Travel	\$215.27
Rurup, Cynthia A	Social Work Cell Phone	\$120.00
Ryan Exterminating, Inc.	Oper/Maint Building Maint Service	\$225.00
Ryan Exterminating, Inc.	River Hills Building/Maint Service	\$100.00
Ryner, Sarah C	Occ Therapy Cell Phone	\$120.00
Rzepny, Patricia J	Work Experience - Reimbursable Travel	\$210.16
Rzepny, Patricia J	Work Experience Cell Phone	\$120.00
Sam Labs Inc	MT Lending Library Resource Media Technology	\$998.00
Sam Labs Inc	MT Lending Library Resource Other	\$15.00
Samek, Ashley M	Executive Director Cell Phone	\$120.00
Sampson, Colette C	Audiology - Reimbursable Travel	\$269.80
Sampson, Colette C	Audiology Cell Phone	\$120.00
Sander, Melissa D	Early Childhood Cell Phone	\$120.00
Sanderman, Amanda R	Curriculum Consultant - Reimbursable Travel	\$307.10
Sanderman, Amanda R	Curriculum Consultant Cell Phone	\$120.00
Sarasio Meyer, Shandra D	Itinerant Hearing - Reimbursable Travel	\$659.34
Sarasio Meyer, Shandra D	Itinerant Hearing Cell Phone	\$120.00
Schilling, Jennifer L	Curriculum Consultant - Reimbursable Travel	\$476.56
Schilling, Jennifer L	Curriculum Consultant Cell Phone	\$120.00
Schmalen, Kay E	Curriculum Consultant - Reimbursable Travel	\$374.92
Schmalen, Kay E	Curriculum Consultant Cell Phone	\$120.00
Schmalen, Kay E	Media Services Tech - Reimbursable Travel	\$204.55
Schmitt, Jennifer K	SPED Consultant - Reimbursable Travel	\$112.92
Schmitt, Jennifer K	SPED Consultant Cell Phone	\$120.00
Schmitt, Michelle M	Speech - Reimbursable Travel	\$98.51
Schmitt, Michelle M	Speech Cell Phone	\$120.00
Schneiderman, Cortney L	Speech Cell Phone	\$120.00
Schnekloth Longcor, Susan M	Curriculum Consultant - Reimbursable Travel	\$360.34
Schnekloth Longcor, Susan M	Curriculum Consultant Cell Phone	\$120.00
Schon, Dana A.	Prof Learning (PD) Contract Services	\$495.00
Schon, Dana A.	TLC Per Pupil Contract Services	\$1,131.52
Schossow, Melissa M	Itinerant Hearing - Reimbursable Travel	\$188.48
Schossow, Melissa M	Itinerant Hearing Cell Phone	\$120.00

Central Rivers Area Education Agency

IA - Warrants Paid Listing

Criteria

Date Range: 08/28/2018 - 09/24/2018

Fiscal Year: 2018-2019

Vendor Name	Description	Check Total
Schroeder, Barbara	Executive Director Cell Phone	\$120.00
Schuler, Diana L	Itinerant Hearing - Reimbursable Travel	\$226.25
Schuler, Diana L	Itinerant Hearing Cell Phone	\$120.00
Schult, Elaine K	Early Access - Reimbursable Travel	\$217.67
Schult, Elaine K	Early Access Cell Phone	\$120.00
Schultes, Sarah A	Physical Therapy Cell Phone	\$120.00
Schulz, Teresa M	Speech Cell Phone	\$120.00
Schumacher Elevator	Oper/Maint Building Maint Service	\$182.08
Schumaker, Linda J	Social Work Cell Phone	\$120.00
Schwarting, Chloe A	Speech - Reimbursable Travel	\$331.45
Schwarting, Chloe A	Speech Cell Phone	\$120.00
Seemann, Jody L	Psychology Cell Phone	\$120.00
Seemann, Jody L	SPED Consultant - Reimbursable Travel	\$165.39
Sehi, Amy K	Speech - Reimbursable Travel	\$403.67
Sehi, Amy K	Speech Cell Phone	\$120.00
Sellers, Ranae S	Work Experience - Reimbursable Travel	\$17.46
Sellers, Ranae S	Work Experience Cell Phone	\$120.00
Sents, Lanette	Speech Cell Phone	\$120.00
Server Farm Branding, Inc.	MT Lending Library Resource Electronics	\$40.00
Service Roofing Co	Oper/Maint Building Maint/Repair	\$260.27
Sevens	Prof Learning (PD) Meeting/Oper Supplies	\$536.00
Sevillano, Dismaitzel R	Early Childhood Cell Phone	\$120.00
Seward, Jennifer L	Speech - Reimbursable Travel	\$235.80
Seward, Jennifer L	Speech Cell Phone	\$120.00
Shafer, Barbara J	Curriculum Consultant - Reimbursable Travel	\$446.00
Shafer, Barbara J	Curriculum Consultant Cell Phone	\$120.00
Sharar, Darla L	Speech - Reimbursable Travel	\$132.72
Sharar, Darla L	Speech Cell Phone	\$120.00
Sharp-Owen, Kortney M	SPED Consultant Cell Phone	\$120.00
Shaver, Meghan I	Speech Cell Phone	\$120.00
Sigwarth, Susan R	Speech Cell Phone	\$120.00
Simpson, Miriam J	Occ Therapy Cell Phone	\$120.00
Skopec, Cynthia A	Early Childhood - Reimbursable Travel	\$138.94
Skopec, Cynthia A	Early Childhood Cell Phone	\$120.00
Smith, Andrew R	Psychology - Reimbursable Travel	\$77.26
Smith, Andrew R	Psychology Cell Phone	\$120.00
Smith, Casey J	Speech - Reimbursable Travel	\$146.78
Smith, Casey J	Speech Cell Phone	\$120.00
Smith, Jenifer K	SPED Consultant Cell Phone	\$120.00
Smith, Jessica M	Speech Cell Phone	\$120.00
Smock, Christina M	Psychology - Reimbursable Travel	\$273.39
Smock, Christina M	Psychology Cell Phone	\$120.00
Smolikhagen, Susan M	Social Work Cell Phone	\$120.00
Soenksen, Delann D	SPED Consultant - Reimbursable Travel	\$15.95
Soenksen, Delann D	SPED Consultant Cell Phone	\$120.00

Central Rivers Area Education Agency

IA - Warrants Paid Listing

Criteria

Date Range: 08/28/2018 - 09/24/2018

Fiscal Year: 2018-2019

Vendor Name	Description	Check Total
Soesbe III, William J	Curriculum Consultant - Reimbursable Travel	\$266.40
Soesbe III, William J	Curriculum Consultant Cell Phone	\$120.00
Sorenson, Angela Marie	Executive Director Cell Phone	\$120.00
Souhrada, Emilie J	Social Work Cell Phone	\$120.00
South Tama Co CSD	Prof Learning (PD) Registration Fee	\$240.00
Southwest Binding & Laminating	Print/Graph Meeting/Oper Supplies	\$4,147.64
Sparks, Rachelle A	SPED Consultant Cell Phone	\$120.00
Springer, Karen A	Early Childhood - Reimbursable Travel	\$110.37
Springer, Karen A	Early Childhood Cell Phone	\$120.00
Squier, Christin W	Social Work - Reimbursable Travel	\$266.29
Squier, Christin W	Social Work Cell Phone	\$120.00
Staebell, Heather A	Prof Learning (PD) - Reimbursable Travel	\$263.97
Staebell, Heather A	SPED Consultant Cell Phone	\$120.00
Staerk, Candi M	Early Childhood Cell Phone	\$120.00
Staples Business Advantage	Audiology General Supplies	\$153.21
Staples Business Advantage	Clear Lake Building/Maint Supplies	\$96.54
Staples Business Advantage	Clear Lake Central Support General Supplies	\$216.12
Staples Business Advantage	Curriculum Consultant General Supplies	\$167.96
Staples Business Advantage	Early Childhood Instructional Supplies	\$234.73
Staples Business Advantage	Itinerant Hearing General Supplies	\$38.75
Staples Business Advantage	Print/Graph General Supplies	\$60.84
Staples Business Advantage	Print/Graph Meeting/Oper Supplies	\$17.86
Staples Business Advantage	Psychology General Supplies	\$28.56
Staples Business Advantage	SPED Team Rep General Supplies	\$8.05
State Treasurer Of Iowa - Payroll Taxes	State Withholding Tax Payable	\$139,295.19
Steele, Jill J	Occ Therapy - Reimbursable Travel	\$183.15
Steele, Jill J	Occ Therapy Cell Phone	\$120.00
Stenhouse Publishing	MT Prof Library Resource Books	\$76.00
Stenzel, Patricia A	Early Childhood - Reimbursable Travel	\$181.59
Stenzel, Patricia A	SPED Consultant Cell Phone	\$120.00
Stephenson, Pamela J	Social Work Cell Phone	\$120.00
Sterling, Shannon N	Social Work - Reimbursable Travel	\$59.20
Sterling, Shannon N	Social Work Cell Phone	\$120.00
Stewart, Nicholas B	Psychology Cell Phone	\$120.00
Stokes, Stacie J	Title I ESSA Accountability Travel	\$1,047.54
Stone Sanitation	Marshalltown Building Maint Service	\$252.77
Storby, Stephanie J	Work Experience - Reimbursable Travel	\$382.10
Storby, Stephanie J	Work Experience Cell Phone	\$120.00
Strike, Elizabeth A	Public Relations - Reimbursable Travel	\$343.36
Stromberg, Erin B	Psychology - Reimbursable Travel	\$40.26
Stromberg, Erin B	Psychology Cell Phone	\$120.00
Strouse, Stephanie A	Psychology - Reimbursable Travel	\$62.42
Strouse, Stephanie A	Psychology Cell Phone	\$120.00
Struck, Jeffrey C	Curriculum Consultant - Reimbursable Travel	\$173.53
Struck, Jeffrey C	Curriculum Consultant Cell Phone	\$120.00

Central Rivers Area Education Agency

IA - Warrants Paid Listing

Criteria

Date Range: 08/28/2018 - 09/24/2018

Fiscal Year: 2018-2019

Vendor Name	Description	Check Total
Stucker, Nicole L	Speech - Reimbursable Travel	\$138.56
Stucker, Nicole L	Speech Cell Phone	\$120.00
SU Insurance Company	CF Miscellaneous	\$94.95
Suiter, Teri D	Speech - Reimbursable Travel	\$338.77
Suiter, Teri D	Speech Cell Phone	\$120.00
Sullivan, Darcy A	Speech - Reimbursable Travel	\$28.86
Sullivan, Darcy A	Speech Cell Phone	\$120.00
Sutton, Patricia A	IT Cell Phone	\$120.00
Swartz, Kimberly K	Regional Administrator - Reimbursable Travel	\$511.38
Swehla, Dawn L	SPED Consultant Cell Phone	\$120.00
Swisher & Cohrt Lawyers	Board Professional Service	\$2,611.56
Takes, Alan V	Social Work Cell Phone	\$120.00
Tandy, Melissa A	School Improvement/Title IV Travel	\$288.58
Tempus, Joyce E	Social Work Cell Phone	\$120.00
Terpstra-Schwab, Sadie	SPED Consultant - Reimbursable Travel	\$314.54
Terpstra-Schwab, Sadie	SPED Consultant Cell Phone	\$120.00
Teske, Cari R	Media Services Tech - Reimbursable Travel	\$589.17
Teske, Cari R	Media Services Tech Cell Phone	\$120.00
Thesing, Tara L	Audiology - Reimbursable Travel	\$22.20
Thesing, Tara L	SPED Consultant Cell Phone	\$120.00
Thoms-Starr, Amy C	SPED Consultant - Reimbursable Travel	\$242.54
Thoms-Starr, Amy C	SPED Consultant Cell Phone	\$120.00
Thomsen, Tracy A	Audiology Cell Phone	\$120.00
Thomsen, Tracy A	Ed Serv Admin - Reimbursable Travel	\$135.12
Thune, Brenda	SPED Consultant Cell Phone	\$120.00
Timothy Christian School	CF Miscellaneous	\$6.50
Tippett, Ann E	Early Childhood Cell Phone	\$120.00
Torruella, Erin M	Psychology - Reimbursable Travel	\$28.38
Torruella, Erin M	Psychology Cell Phone	\$120.00
Trampel, Beverly K	Audiology - Reimbursable Travel	\$96.64
Trampel, Beverly K	Audiology Cell Phone	\$120.00
Treloar, Larissa L	Speech Cell Phone	\$120.00
Treloar, Leslie C	Speech - Reimbursable Travel	\$80.36
Treloar, Leslie C	Speech Cell Phone	\$120.00
Trifecta Networks LLC	Clear Lake- Tech Hardware > \$1,999	\$4,521.83
Turilli Bill, Jaime L	Speech Cell Phone	\$120.00
Ubben, Sandra J	Curriculum Consultant - Reimbursable Travel	\$253.42
Ubben, Sandra J	Curriculum Consultant Cell Phone	\$120.00
Uline	MT Lending Library Resource Other	\$471.86
University Of Northern Iowa-1	Reading Recovery Dues/Memberships	\$1,200.00
UPS	Equipment Repair General Supplies	\$147.35
US Cellular	Academic Assessment Cell Phone	\$30.33
US Cellular	IT Cell Phone	\$196.22
US Cellular	Media Services Tech Cell Phone	\$238.11
US Cellular	Oper/Maint Cell Phone	\$52.53

Central Rivers Area Education Agency

IA - Warrants Paid Listing

Criteria

Date Range: 08/28/2018 - 09/24/2018

Fiscal Year: 2018-2019

Vendor Name	Description	Check Total
US Cellular	Parent/Family Ed Cell Phone	\$50.43
US Cellular	SPED Consultant Cell Phone	\$1,850.13
Van Erem, Jamie L	Physical Therapy - Reimbursable Travel	\$96.53
Van Erem, Jamie L	Physical Therapy Cell Phone	\$120.00
Vandenhul, Cortney M	Psychology - Reimbursable Travel	\$61.49
Vandenhul, Cortney M	Psychology Cell Phone	\$120.00
Voigt, Blair M	Speech Cell Phone	\$120.00
Volkman, Diane M	SPED Consultant - Reimbursable Travel	\$229.66
Volkman, Diane M	SPED Consultant Cell Phone	\$120.00
VOYA Financial - Payroll	District Life Insurance Payable	\$6,893.29
VOYA Financial - Payroll	Fiscal Services Life Insurance	(\$0.24)
VOYA Financial - Payroll	Retiree Life Insurance Payable	\$528.09
VOYA Financial - Payroll	Voluntary Life Insurance Payable	\$6,326.40
VSP - Vision Service Plan - Payroll	Retiree Vision Insurance Payable	\$228.67
VSP - Vision Service Plan - Payroll	Vision Insurance Payable	\$3,609.78
Walker, Sherri L	Curriculum Consultant Cell Phone	\$120.00
Walker, Sherri L	School Improvement/Title IV Travel	\$655.12
Wanatee, Carolyn D	Marshalltown Cell Phone	\$120.00
Waste Management	Clear Lake Building Maint Service	\$230.39
Waverly Newspapers	Board Advertising	\$40.43
Waverly Newspapers	SPED Advertising	\$124.18
Weber Paper Company	River Hills Building/Maint Supplies	\$1,595.49
Weber, Chelsey J	Occ Therapy - Reimbursable Travel	\$160.88
Weigel, Patricia A	SPED Consultant - Reimbursable Travel	\$13.88
Weigel, Patricia A	SPED Consultant Cell Phone	\$120.00
Weigel, Patricia A	Team Reps - Discipline EQ	\$4.44
Weiland, Ellen Marie	Speech - Reimbursable Travel	\$155.03
Weiland, Ellen Marie	Speech Cell Phone	\$120.00
Wellmark BC/BS - Self Funded Payroll	CF Miscellaneous	\$659.80
Wellmark BC/BS - Self Funded Payroll	Retiree Health Insurance Payable	\$3,880.20
Wells Fargo Bank Fees	Bank Fees	\$374.00
Wells Fargo Bank Fees	Cedar Falls Central Support Other Costs	\$268.52
Wells Fargo Bank Fees	Prof Learning (PD) Other Costs	\$673.47
Wells Fargo Direct Deposit - Payroll	Direct Deposit Payroll	\$1,824,427.30
Weltzin, Karen M	Physical Therapy - Reimbursable Travel	\$231.36
Weltzin, Karen M	Physical Therapy Cell Phone	\$120.00
Wessels, Sarah L	SPED Consultant - Reimbursable Travel	\$176.82
Wessels, Sarah L	SPED Consultant Cell Phone	\$120.00
Westley, Kelly K	SPED Consultant - Reimbursable Travel	\$253.08
Westley, Kelly K	SPED Consultant Cell Phone	\$120.00
WEX Bank	Clear Lake Vehicle Gas	\$20.19
WEX Bank	MT Vehicle Gas	\$1,486.18
WEX Bank	Oper/Maint Vehicle Gas	\$357.68
WEX Bank	River Hills Maint Vehicle Gas	\$26.33
Wiedman, Heather	Physical Therapy - Reimbursable Travel	\$158.69

Central Rivers Area Education Agency

IA - Warrants Paid Listing

Criteria

Date Range: 08/28/2018 - 09/24/2018

Fiscal Year: 2018-2019

Vendor Name	Description	Check Total
Wiedman, Heather	Physical Therapy Cell Phone	\$120.00
Wildwood Lodge Greater Des Moines	Itinerant Hearing - Travel	\$88.48
Williams, Janelle R	Curriculum Consultant - Reimbursable Travel	\$190.77
Williams, Janelle R	Curriculum Consultant Cell Phone	\$120.00
Williamson, Kristine E	Occ Therapy - Reimbursable Travel	\$118.62
Williamson, Kristine E	Occ Therapy Cell Phone	\$120.00
Wittry, Kandace A	Occ Therapy - Reimbursable Travel	\$374.51
Wittry, Kandace A	Occ Therapy Cell Phone	\$120.00
Wixted & Company	Prof Learning (PD) Contract Services	\$3,160.00
Wood, Kayla R	Psychology Cell Phone	\$120.00
Wooldridge, April	Parent/Family Ed - Reimbursable Travel	\$119.66
Wymore, Lisa M	Curriculum Consultant Cell Phone	\$120.00
Wymore, Lisa M	ESL/ELL Title III - Reimbursable Travel	\$249.53
Yoder, Lisa M	Speech Cell Phone	\$120.00
Young Plumbing & Heating Co	Oper/Maint Building Maint/Repair	\$133.36
Young Plumbing & Heating Co	River Hills Building Maint/Repair	\$2,633.13
Youngblut, Sara Ann	Occ Therapy Cell Phone	\$120.00
Zahner, Julianne R	Audiology - Reimbursable Travel	\$338.66
Zahner, Julianne R	Audiology Cell Phone	\$120.00

Fund Total: \$3,483,570.11

Fund: Juvenile Home/Detention Center

Advanced Systems Inc.	Woodhaven YS Computer/Printers/Tech Supplies	\$23.91
Anderson Erickson Dairy	N IA Detention/Waterloo General Supplies	\$22.35
BMO	Central IA JDC/Eldora Instructional Supplies	\$1,043.38
BMO	Four Oaks YS/Independence General Supplies	\$30.54
BMO	Four Oaks YS/Independence Instructional Supplies	\$350.54
BMO	Francis Lauer YS/Mason City Instructional Supplies	\$31.62
CenturyLink	Francis Lauer YS Phone/Internet	\$62.32
CenturyLink	N IA Detention/Waterloo Phone/Internet	\$122.80
Conklin, Elizabeth L	Four Oaks YS/Independence Cell Phone	\$120.00
Culligan - Waterloo	Woodhaven YS General Supplies	\$12.50
Eilderts, Rhonda L	Central IA JDC/Eldora - Reimbursable Travel	\$73.64
Hewett Wholesale, Inc.	Central IA JDC/Eldora Instructional Supplies	\$638.31
Independence Light & Power	Four Oaks YS/Independence Computer/Printers/Tech S	\$89.95
Mediacom Comm Corp R001 Capital	Central IA JDC/Eldora Phone/Internet	\$75.48
Mediacom Comm Corp R002 Lakes	Francis Lauer YS Phone/Internet	\$269.95
Neil, John A	Four Oaks YS/Independence - Reimbursable Travel	\$45.43
Neil, John A	Four Oaks YS/Independence Cell Phone	\$120.00
Neil, Teri J	Four Oaks YS/Independence Cell Phone	\$120.00
Rasmussen, Pamela A	Four Oaks YS/Independence Cell Phone	\$120.00
Whitfield, Patricia A	Francis Lauer YS/Mason City - Reimbursable Travel	\$59.20
Winnebago Co-Op Telephone Assn.	Francis Lauer YS Phone/Internet	\$56.50
Zirbel, Renee A	Francis Lauer YS/Mason City - Reimbursable Travel	\$59.20

Central Rivers Area Education Agency

IA - Warrants Paid Listing

Criteria

Date Range: 08/28/2018 - 09/24/2018

Fiscal Year: 2018-2019

Vendor Name	Description	Check Total
		Fund Total: \$3,547.62
Fund: SPED Instructional Schools		
BMO	River Hills - Travel	\$244.16
BMO	River Hills Instructional Supplies	\$102.08
Durham School Services	River Hills Instructional Supplies	\$134.21
Enterprise Rent-A-Car Midwest	River Hills - Travel	\$34.31
GBPAC-UNI	River Hills Instructional Supplies	\$65.00
Girsch, Linda K	River Hills Cell Phone	\$120.00
Hall, Jim	River Hills Instructional Supplies	\$70.00
Iowa Northland Reg Trans Comm	River Hills Student Transp- EPI Trans	\$144.45
Karen's Print-Rite	River Hills Instructional Supplies	\$52.00
MacGill & Co.	River Hills Nurse Meeting/Oper Supplies	\$39.94
National Insurance Services of WI Inc	River Hills LTD	(\$2.90)
Tyndale & Company	River Hills Instructional Supplies	\$59.83
US Cellular	River Hills Cell Phone	\$9.52
VOYA Financial - Payroll	River Hills Life Insurance	(\$5.95)
Wedemeier, Rebecca R	River Hills - Reimburseable Travel	\$10.73
		Fund Total: \$1,077.38
		Grand Total: \$3,909,216.48

End of Report

Central Rivers Area Education Agency

Account Level Balance Sheet As of 08/31/2018

Fiscal Year: 2018-2019

Year To Date

01	Cash Fund		
	ASSET		YTD
	01.0000.0000.000.0000.101000	Cash Due to Other Funds	\$548,698.81
	01.0000.0000.000.0000.101002	Wells Fargo Checking	(\$548,698.81)
	ASSET		\$0.00
		Total Liability & Fund Balance	\$0.00
		Total (Income)/Loss	\$0.00
		Total Liability and Equity	\$0.00

Central Rivers Area Education Agency

Account Level Balance Sheet As of 08/31/2018

Fiscal Year: 2018-2019

Year To Date

09	Long Term Liabilities	
ASSET		
LineDesc		YTD
09.0000.0000.000.0000.304000	Retirement of Govt LT Debt	\$37,582,099.49
	ASSET	\$37,582,099.49
LIABILITY		
LineDesc		YTD
09.0000.0000.000.0000.521000	Loans Payable from Gen Fund	(\$5,829,511.99)
09.0000.0000.000.0000.551000	Compensated Absences	(\$292,063.50)
09.0000.0000.000.0000.553000	Special Termination Benefits	(\$7,500.00)
09.0000.0000.000.0000.590000	Other Long Term Liabilities	(\$1,739,234.00)
09.0000.0000.000.0000.593000	Net Pension Liability	(\$29,713,790.00)
	LIABILITY	(\$37,582,099.49)
	Total Liability & Fund Balance	(\$37,582,099.49)
	Total (Income)/Loss	\$0.00
	Total Liability and Equity	(\$37,582,099.49)

Central Rivers Area Education Agency

Account Level Balance Sheet As of 08/31/2018

Fiscal Year: 2018-2019

Year To Date

10	General Fund	
ASSET		
LineDesc		YTD
10.0000.0000.000.0000.101000	Wells Fargo Cash Account	(\$1,134,878.72)
10.0000.0000.000.0000.101006	Lincoln Savings Money Market Cash	\$2,697,379.38
10.0000.0000.000.0000.103000	Petty Cash	\$43.68
10.0000.0000.000.0000.111000	Investments - Sweep Account	\$4,117,300.45
10.0000.0000.000.0000.111007	Investments - Farmers State Bank CD	\$674,192.01
10.0000.0000.000.0000.141000	Intergovernmental A/R	\$110,227.82
10.0000.0000.000.0000.153000	Accounts Receivable	\$24,494.52
10.0000.0000.000.0000.172001	Printshop Resale Inventory	\$48,800.83
10.0000.0000.000.0000.172002	Equipment Repair Resale Inventory	\$12,318.75
10.0000.0000.000.0000.181000	Prepaid Expenses	\$174,389.49
10.0000.0000.000.0000.181001	Postage	\$2,719.12
10.0000.0000.000.0000.181002	Medicaid Part B	\$6,407.79
ASSET		\$6,733,395.12
LIABILITY		
LineDesc		YTD
10.0000.0000.000.0000.402000	Interfund Payables	(\$5,640.00)
10.0000.0000.000.0000.421000	Accounts Payable	\$0.00
10.0000.0000.000.0000.471011	State Withholding Tax Payable	(\$139,295.10)
10.0000.0000.000.0000.471013	IPERS Payable	(\$442,062.90)
10.0000.0000.000.0000.471019	Unemployment	(\$853.44)
10.0000.0000.000.0000.471024	Retiree Health Insurance Payable	(\$4,691.26)
10.0000.0000.000.0000.471025	Retiree Vision Insurance Payable	(\$6,219.79)
10.0000.0000.000.0000.471026	Retiree Life Insurance Payable	\$8.55
10.0000.0000.000.0000.471027	Broker Fee Payable	(\$69,401.05)
10.0000.0000.000.0000.491000	Deposits Payable	(\$20,200.00)
LIABILITY		(\$688,354.99)
FUND BALANCE		
LineDesc		YTD
10.0000.0000.000.0000.711000	Reserve for Inventories	(\$61,119.58)
10.0000.0000.000.0000.712000	Reserve for Prepaid Expenses	(\$183,316.40)
10.0000.0000.000.0000.724000	Restricted - Resource Materials	(\$570,968.45)
10.0000.0000.000.0000.731000	Board Committed - Special Purposes	(\$1,715,856.00)
10.0000.0000.000.0000.758000	Unassigned Special Ed Balance	(\$153,178.31)
10.0000.0000.000.0000.759000	Unassigned, Unreserved Fund Balance	(\$5,504,587.37)
10.0000.0000.000.3204.729000	Restricted - Teacher Comp	(\$122,183.21)
10.0000.0000.000.3376.729000	Restricted- Educator Quality Prof Development	(\$255,603.10)
10.0000.0000.000.8301.741000	Equipment Repair Assigned Balance	(\$158,762.60)
10.4302.0000.000.3383.729000	Restricted-TLC Per Pupil	(\$121,964.63)
10.4307.0000.000.3383.729000	Restricted-TLC AIW 3rd Year	(\$98,660.04)
FUND BALANCE		(\$8,946,199.69)
Total Liability & Fund Balance		(\$9,634,554.68)
Total (Income)/Loss		\$2,901,159.56
Total Liability and Equity		(\$6,733,395.12)

Central Rivers Area Education Agency

Account Level Balance Sheet As of 08/31/2018

Fiscal Year: 2018-2019

Year To Date

25	SPED Instructional Schools	
ASSET		
LineDesc		YTD
25.0000.0000.000.0000.101000	Cash Account	(\$516,167.50)
25.0000.0000.000.0000.141000	Intergovernmental A/R	\$69,123.64
	ASSET	(\$447,043.86)
LIABILITY		
LineDesc		YTD
25.0000.0000.000.0000.421000	Accounts Payable	\$0.00
	LIABILITY	\$0.00
FUND BALANCE		
LineDesc		YTD
25.0000.0000.000.0000.729000	Restricted	\$11,321.79
	FUND BALANCE	\$11,321.79
	Total Liability & Fund Balance	\$11,321.79
	Total (Income)/Loss	\$435,722.07
	Total Liability and Equity	\$447,043.86

Central Rivers Area Education Agency

Account Level Balance Sheet As of 08/31/2018

Fiscal Year: 2018-2019

Year To Date

26	Juvenile Home/Detention Center	
ASSET		
LineDesc		YTD
26.0000.0000.000.0000.101000	Cash Account	(\$89,695.39)
	ASSET	(\$89,695.39)
LIABILITY		
LineDesc		YTD
26.0000.0000.000.0000.410000	Interfund Payables	(\$68,307.85)
	LIABILITY	(\$68,307.85)
	Total Liability & Fund Balance	(\$68,307.85)
	Total (Income)/Loss	\$158,003.24
	Total Liability and Equity	\$89,695.39

Central Rivers Area Education Agency

Account Level Balance Sheet As of 08/31/2018

Fiscal Year: 2018-2019

Year To Date

34		Capital Project
ASSET		
	LineDesc	YTD
	34.0000.0000.000.0000.101000 Cash Account	\$0.00
	34.0000.0000.000.0000.132000 Interfund Receivable	\$5,640.00
	ASSET	\$5,640.00
LIABILITY		
	LineDesc	YTD
	34.0000.0000.000.0000.432000 Retainage Payable	(\$5,640.00)
	LIABILITY	(\$5,640.00)
FUND BALANCE		
	LineDesc	YTD
	34.0000.0000.000.0000.780000 Unassigned, Unreserved Fund Balance	\$0.00
	FUND BALANCE	\$0.00
	Total Liability & Fund Balance	(\$5,640.00)
	Total (Income)/Loss	\$0.00
	Total Liability and Equity	(\$5,640.00)

Central Rivers Area Education Agency

Account Level Balance Sheet As of 08/31/2018

Fiscal Year: 2018-2019

Year To Date

71		
	Dental Self-Insurance	
ASSET		
LineDesc		YTD
71.0000.0000.000.0000.101000	Cash Account	\$1,074,137.96
	ASSET	\$1,074,137.96
LIABILITY		
LineDesc		YTD
71.0000.0000.000.0000.421000	Accounts Payable	\$0.00
	LIABILITY	\$0.00
FUND BALANCE		
LineDesc		YTD
71.0000.0000.000.0000.780000	Self-Funded Dental Ins Fund Balance	\$0.00
71.0003.0000.000.0000.780000	Self-Funded Health Ins Fund Balance	(\$1,074,771.66)
71.0004.0000.000.0000.780000	Self-Funded Dental Ins Fund Balance	(\$167,263.20)
	FUND BALANCE	(\$1,242,034.86)
	Total Liability & Fund Balance	(\$1,242,034.86)
	Total (Income)/Loss	\$167,896.90
	Total Liability and Equity	(\$1,074,137.96)

Central Rivers Area Education Agency

Account Level Balance Sheet As of 08/31/2018

Fiscal Year: 2018-2019

Year To Date

72		Flex-Benefits Plan	
	ASSET		
	LineDesc		YTD
	72.0000.0000.000.0000.101000	Cash Account	\$95,510.90
		ASSET	\$95,510.90
	LIABILITY		
	LineDesc		YTD
	72.0000.0000.000.0000.421000	Accounts Payable	\$0.00
		LIABILITY	\$0.00
	FUND BALANCE		
	LineDesc		YTD
	72.0000.0000.000.0000.780000	Unassigned, Unreserved Fund Balance	(\$126,819.63)
		FUND BALANCE	(\$126,819.63)
		Total Liability & Fund Balance	(\$126,819.63)
		Total (Income)/Loss	\$31,308.73
		Total Liability and Equity	(\$95,510.90)

Central Rivers Area Education Agency

Account Level Balance Sheet As of 08/31/2018

Fiscal Year: 2018-2019

Year To Date

92	Cedar Valley Promise (CVP)	
ASSET		
LineDesc		YTD
92.0000.0000.000.0000.101005	Cash - Cedar Valley Promise (CVP)	\$451,628.25
	ASSET	\$451,628.25
LIABILITY		
LineDesc		YTD
92.0000.0000.000.8504.499000	Restricted for Early Childhood	(\$134,888.20)
92.0000.0000.000.8505.499000	Restricted for School Ready	(\$73,429.16)
	LIABILITY	(\$208,317.36)
	Total Liability & Fund Balance	(\$208,317.36)
	Total (Income)/Loss	(\$243,310.89)
	Total Liability and Equity	(\$451,628.25)

Central Rivers Area Education Agency

Account Level Balance Sheet As of 08/31/2018

Fiscal Year: 2018-2019

Year To Date

94		River Hills Foundation (RHF)	
	ASSET		
	LineDesc		YTD
	94.0000.0000.000.0000.101004	Cash - River Hills Foundation (RHF) 1	\$64,475.09
		ASSET	\$64,475.09
	LIABILITY		
	LineDesc		YTD
	94.0000.0000.000.0000.499000	Unassigned, Unreserved Fund Balance	(\$62,961.87)
		LIABILITY	(\$62,961.87)
		Total Liability & Fund Balance	(\$62,961.87)
		Total (Income)/Loss	(\$1,513.22)
		Total Liability and Equity	(\$64,475.09)

Central Rivers Area Education Agency

Account Level Balance Sheet As of 08/31/2018

Fiscal Year: 2018-2019

Year To Date

96		
	Regional Planning Partnerships (RPP)	
ASSET		
LineDesc		YTD
96.0000.0000.000.0000.101000	Cash Account	\$22,393.95
	ASSET	\$22,393.95
	Total Liability & Fund Balance	\$0.00
	Total (Income)/Loss	(\$22,393.95)
	Total Liability and Equity	(\$22,393.95)

Central Rivers Area Education Agency

Account Level Balance Sheet As of 08/31/2018

Fiscal Year: 2018-2019

Year To Date

End of Report

Central Rivers Area Education Agency

Board Report YTD Revenue

From Date: 8/1/2018

To Date: 8/31/2018

Fiscal Year: 2018-2019

- Subtotal by Collapse Mask
 Include pre encumbrance
 Print accounts with zero balance
 Filter Encumbrance Detail by Date Range
 Exclude Inactive Accounts with zero balance

Account Number	Description	GL Budget	Range To Date	YTD	Balance	Encumbrance	Budget Balance	% Bud
10.2000.0000.219.3204.003204	TSS	(\$2,151,866.94)	\$0.00	\$0.00	(\$2,151,866.94)	\$0.00	(\$2,151,866.94)	100.00%
10.2000.0000.219.3305.001110	Property Tax S.E.S.	(\$4,955,404.00)	\$0.00	\$0.00	(\$4,955,404.00)	\$0.00	(\$4,955,404.00)	100.00%
10.2000.0000.219.3305.001960	State Aid	(\$48,402.43)	\$0.00	\$0.00	(\$48,402.43)	\$0.00	(\$48,402.43)	100.00%
10.2000.0000.219.3305.001989	Refund of Prior Year's Expense	(\$225.93)	(\$88.46)	(\$88.46)	(\$137.47)	\$0.00	(\$137.47)	60.85%
10.2000.0000.219.3305.001999	Miscellaneous	\$0.00	\$0.00	\$0.00	\$0.00	\$0.00	\$0.00	0.00%
10.2000.0000.219.3305.003111	State Aid	(\$13,391,254.00)	\$0.00	\$0.00	(\$13,391,254.00)	\$0.00	(\$13,391,254.00)	100.00%
10.2000.0000.219.3373.003373	IA Core Curriculum	(\$92,341.00)	\$0.00	\$0.00	(\$92,341.00)	\$0.00	(\$92,341.00)	100.00%
10.2000.0000.219.3376.003376	Educator Quality	(\$217,321.00)	\$0.00	\$0.00	(\$217,321.00)	\$0.00	(\$217,321.00)	100.00%
10.2000.0000.219.4521.004521	Part B IDEA 84.027	(\$11,634,984.00)	(\$2,000,000.00)	(\$2,000,000.00)	(\$9,634,984.00)	\$0.00	(\$9,634,984.00)	82.81%
10.2000.0000.219.4634.004634	Medicaid	(\$65,600.00)	(\$210.23)	(\$1,269.94)	(\$64,330.06)	\$0.00	(\$64,330.06)	98.06%
10.2000.0000.229.3322.003322	Early Access State Professiona	(\$165,672.00)	\$0.00	\$0.00	(\$165,672.00)	\$0.00	(\$165,672.00)	100.00%
10.2000.0000.229.4523.004523	Part C	(\$379,884.00)	\$0.00	\$0.00	(\$379,884.00)	\$0.00	(\$379,884.00)	100.00%
10.2000.0000.239.4522.004522	Section 619	(\$420,341.00)	\$0.00	\$0.00	(\$420,341.00)	\$0.00	(\$420,341.00)	100.00%
10.2000.2113.219.4517.001999	AEA DE PBIS Leadership Work Te	(\$5,789.44)	\$0.00	\$0.00	(\$5,789.44)	\$0.00	(\$5,789.44)	100.00%
10.2000.2127.219.3305.001958	Work Experience Contracts	\$0.00	\$0.00	\$0.00	\$0.00	\$0.00	\$0.00	0.00%
10.2000.2127.219.3305.001999	Work Experience Miscellaneous	\$0.00	\$0.00	\$0.00	\$0.00	\$0.00	\$0.00	0.00%
10.2000.2153.219.4516.001999	AEA-DE Leadership Work Team Re	(\$30,400.00)	\$0.00	\$0.00	(\$30,400.00)	\$0.00	(\$30,400.00)	100.00%
10.2000.2217.219.4512.001999	Summer Institute IA Transition	\$0.00	\$0.00	\$0.00	\$0.00	\$0.00	\$0.00	0.00%
10.2000.2217.219.4513.001999	AYP Alternate Assessment Train	\$0.00	\$0.00	\$0.00	\$0.00	\$0.00	\$0.00	0.00%
10.2000.2217.219.4526.004526	SPDG Grant Revenue	(\$40,195.94)	\$0.00	\$0.00	(\$40,195.94)	\$0.00	(\$40,195.94)	100.00%
10.2000.6100.219.4521.004521	IDEA Part B LEA Flow-Through	(\$3,070,350.00)	\$0.00	\$0.00	(\$3,070,350.00)	\$0.00	(\$3,070,350.00)	100.00%
10.2002.0000.219.3305.001958	Work Experience Contracts	(\$433,000.00)	\$0.00	\$0.00	(\$433,000.00)	\$0.00	(\$433,000.00)	100.00%
10.2005.0000.219.3305.001958	Teacher of Record	(\$13,700.00)	\$0.00	\$0.00	(\$13,700.00)	\$0.00	(\$13,700.00)	100.00%
10.2007.0000.219.3305.001999	Records Request Fee	(\$2,900.00)	(\$190.00)	(\$345.00)	(\$2,555.00)	\$0.00	(\$2,555.00)	88.10%
10.2050.2190.219.3305.001958	IEP Interpreter/Translator LEA	\$0.00	\$0.00	\$0.00	\$0.00	\$0.00	\$0.00	0.00%
10.2111.3300.219.4521.004521	Parent/Family Ed 84.027	(\$164,999.00)	\$0.00	\$0.00	(\$164,999.00)	\$0.00	(\$164,999.00)	100.00%
10.3000.0000.000.0000.001110	Property Tax Media/Info Tech	(\$3,602,608.00)	\$0.00	\$0.00	(\$3,602,608.00)	\$0.00	(\$3,602,608.00)	100.00%
10.3000.0000.000.0000.001960	Property Tax Media/Info Tech	(\$9,504.46)	\$0.00	\$0.00	(\$9,504.46)	\$0.00	(\$9,504.46)	100.00%
10.3000.0000.000.0000.001989	Refund of Prior Year's Expense	(\$88,835.91)	\$0.00	\$0.00	(\$88,835.91)	\$0.00	(\$88,835.91)	100.00%
10.3000.0000.000.0000.003700	Misc State	\$0.00	\$0.00	\$0.00	\$0.00	\$0.00	\$0.00	0.00%
10.3000.0000.000.0000.005269	Transfer from Fund 69	\$0.00	\$0.00	\$0.00	\$0.00	\$0.00	\$0.00	0.00%
10.3000.0000.000.0000.005311	Loss of Fixed Assets - Insuran	\$0.00	\$0.00	\$0.00	\$0.00	\$0.00	\$0.00	0.00%
10.3000.0000.000.0000.005314	Equipment Sales	\$0.00	(\$2,029.11)	(\$2,029.11)	\$2,029.11	\$0.00	\$2,029.11	0.00%
10.3000.0000.000.3204.003204	TSS	(\$18,938.50)	\$0.00	\$0.00	(\$18,938.50)	\$0.00	(\$18,938.50)	100.00%
10.3000.0000.000.8301.001999	Equipment Repair	(\$414,370.75)	(\$27,238.16)	(\$27,238.16)	(\$387,132.59)	\$0.00	(\$387,132.59)	93.43%
10.3000.2530.000.8310.001991	Print/Graph Sale of Materials	(\$360,000.00)	(\$50,135.60)	(\$95,832.45)	(\$264,167.55)	\$0.00	(\$264,167.55)	73.38%
10.3000.2530.000.8310.001999	Print/Graph Miscellaneous	\$0.00	\$0.00	\$0.00	\$0.00	\$0.00	\$0.00	0.00%
10.3230.0000.000.0000.001999	Meskwaki Settlement School Con	(\$15,955.53)	\$0.00	\$0.00	(\$15,955.53)	\$0.00	(\$15,955.53)	100.00%
10.4000.0000.000.0000.001110	Property Tax Ed. Serv.	(\$4,022,457.00)	\$0.00	\$0.00	(\$4,022,457.00)	\$0.00	(\$4,022,457.00)	100.00%
10.4000.0000.000.0000.001958	Reading Recovery	\$0.00	\$0.00	\$0.00	\$0.00	\$0.00	\$0.00	0.00%
10.4000.0000.000.0000.001960	Property Tax Ed. Serv.	(\$10,612.11)	\$0.00	\$0.00	(\$10,612.11)	\$0.00	(\$10,612.11)	100.00%
10.4000.0000.000.0000.001989	Refund of Prior Year's Expense	\$0.00	\$0.00	\$0.00	\$0.00	\$0.00	\$0.00	0.00%
10.4000.0000.000.0000.001999	Miscellaneous	\$0.00	\$0.00	\$0.00	\$0.00	\$0.00	\$0.00	0.00%
10.4000.0000.000.2220.002220	GWAEA IRRRC Funds	\$0.00	\$0.00	\$0.00	\$0.00	\$0.00	\$0.00	0.00%
10.4000.0000.000.3204.003204	TSS	(\$296,137.15)	\$0.00	\$0.00	(\$296,137.15)	\$0.00	(\$296,137.15)	100.00%
10.4000.0000.000.3339.003339	ICC	\$0.00	\$0.00	\$0.00	\$0.00	\$0.00	\$0.00	0.00%
10.4000.0000.000.8013.001958	Student testing	\$0.00	\$0.00	\$0.00	\$0.00	\$0.00	\$0.00	0.00%
10.4000.0000.000.8102.001920	McElroy Trust	(\$25,730.00)	\$0.00	\$0.00	(\$25,730.00)	\$0.00	(\$25,730.00)	100.00%
10.4000.0000.420.3239.003239	Early Childhood Network (ECN)	(\$26,894.00)	\$0.00	\$0.00	(\$26,894.00)	\$0.00	(\$26,894.00)	100.00%
10.4000.0000.432.4501.004501	Title I A Revenue	(\$289,490.04)	\$0.00	\$0.00	(\$289,490.04)	\$0.00	(\$289,490.04)	100.00%

Central Rivers Area Education Agency

Board Report YTD Revenue

From Date: 8/1/2018

To Date: 8/31/2018

Fiscal Year: 2018-2019

- Subtotal by Collapse Mask
 Include pre encumbrance
 Print accounts with zero balance
 Filter Encumbrance Detail by Date Range
 Exclude Inactive Accounts with zero balance

Account Number	Description	GL Budget	Range To Date	YTD	Balance	Encumbrance	Budget Balance	% Bud
10.4000.1000.100.8010.001958	Student Services - Battle of B	(\$2,400.00)	\$0.00	\$0.00	(\$2,400.00)	\$0.00	(\$2,400.00)	100.00%
10.4000.1000.100.8011.001958	Student Services - Math Bee	(\$1,000.00)	\$0.00	\$0.00	(\$1,000.00)	\$0.00	(\$1,000.00)	100.00%
10.4000.2212.000.4648.001999	DE- Assesment Support ELPA21	\$0.00	\$0.00	\$0.00	\$0.00	\$0.00	\$0.00	0.00%
10.4000.2212.000.4648.004648	DE- Assesment Support ELPA21	\$0.00	\$0.00	\$0.00	\$0.00	\$0.00	\$0.00	0.00%
10.4000.2212.000.8405.001999	DE- Assesment Support ELPA21	(\$8,871.00)	\$0.00	\$0.00	(\$8,871.00)	\$0.00	(\$8,871.00)	100.00%
10.4000.2212.410.4644.004644	ESL/ELL Title III	(\$400,000.00)	\$0.00	\$0.00	(\$400,000.00)	\$0.00	(\$400,000.00)	100.00%
10.4000.2217.000.0000.001314	Prof Learning (PD) Tuition	(\$425,000.00)	(\$20,676.44)	(\$37,021.44)	(\$387,978.56)	\$0.00	(\$387,978.56)	91.29%
10.4000.2217.000.8002.001951	Statewide Online PD	(\$29,000.00)	(\$1,077.64)	(\$4,573.98)	(\$24,426.02)	\$0.00	(\$24,426.02)	84.23%
10.4000.2217.000.8002.001958	2017-18 Actual	\$0.00	\$0.00	\$0.00	\$0.00	\$0.00	\$0.00	0.00%
10.4000.2219.000.8402.001958	Reading Recovery	(\$25,300.00)	\$0.00	\$0.00	(\$25,300.00)	\$0.00	(\$25,300.00)	100.00%
10.4000.2240.100.8404.001999	Formative Assessment FASTER Re	(\$22,818.26)	\$0.00	\$0.00	(\$22,818.26)	\$0.00	(\$22,818.26)	100.00%
10.4015.0000.219.4518.004518	School Improvement/Title IV Re	\$0.00	\$0.00	\$0.00	\$0.00	\$0.00	\$0.00	0.00%
10.4015.0000.432.4501.004501	Title I ESSA Accountability Re	\$0.00	\$0.00	\$0.00	\$0.00	\$0.00	\$0.00	0.00%
10.4081.0000.239.4522.004522	IQPPS	(\$11,400.00)	\$0.00	\$0.00	(\$11,400.00)	\$0.00	(\$11,400.00)	100.00%
10.4102.2217.219.3305.001999	Para Ed Training Tuition	\$0.00	\$0.00	\$0.00	\$0.00	\$0.00	\$0.00	0.00%
10.4230.0000.000.0000.001999	Meskwaki Settlement School Con	\$0.00	\$0.00	\$0.00	\$0.00	\$0.00	\$0.00	0.00%
10.4301.2217.000.3383.003383	TLC LEA Grant Writing	\$0.00	\$0.00	\$0.00	\$0.00	\$0.00	\$0.00	0.00%
10.4302.2217.000.3383.003383	TLC Per Pupil	\$0.00	\$0.00	\$0.00	\$0.00	\$0.00	\$0.00	0.00%
10.4303.2217.000.3383.002220	TLC Regional AIW 1st Year	\$0.00	\$0.00	\$0.00	\$0.00	\$0.00	\$0.00	0.00%
10.4304.2217.000.3383.002220	TLC Regional AIW 2nd Year	\$0.00	\$0.00	\$0.00	\$0.00	\$0.00	\$0.00	0.00%
10.4305.2217.000.3383.002220	TLC Jim Knight	\$0.00	\$0.00	\$0.00	\$0.00	\$0.00	\$0.00	0.00%
10.4306.2217.000.3383.002220	TLC- Diane Sweeney	\$0.00	\$0.00	\$0.00	\$0.00	\$0.00	\$0.00	0.00%
10.4307.2217.000.3383.002220	TLC Regional AIW 3rd Year	\$0.00	\$0.00	\$0.00	\$0.00	\$0.00	\$0.00	0.00%
10.4625.2212.300.8531.001958	Perkins 6 Northern Consortium	(\$1,454.00)	\$0.00	\$0.00	(\$1,454.00)	\$0.00	(\$1,454.00)	100.00%
10.4635.2212.300.8531.001958	Perkins 6 Central Consortium ((\$3,892.52)	\$0.00	\$0.00	(\$3,892.52)	\$0.00	(\$3,892.52)	100.00%
10.4645.2212.300.8531.001958	Perkins 6 Southern Consortium	(\$1,389.00)	\$0.00	\$0.00	(\$1,389.00)	\$0.00	(\$1,389.00)	100.00%
10.4655.2212.300.8531.001958	Perkins 7 Cedar Falls Consorti	(\$5,482.28)	\$0.00	\$0.00	(\$5,482.28)	\$0.00	(\$5,482.28)	100.00%
10.4665.2212.300.8531.001958	Perkins 2 North IA Consortium	(\$9,217.00)	\$0.00	\$0.00	(\$9,217.00)	\$0.00	(\$9,217.00)	100.00%
10.4720.2213.300.8531.001958	Regional Planning Partnership	(\$3,861.00)	\$0.00	\$0.00	(\$3,861.00)	\$0.00	(\$3,861.00)	100.00%
10.4760.2213.300.8531.001958	Regional Planning Partnership	(\$9,377.26)	\$0.00	\$0.00	(\$9,377.26)	\$0.00	(\$9,377.26)	100.00%
10.4770.2213.300.8531.001958	Regional Planning Partnership	(\$3,894.00)	\$0.00	\$0.00	(\$3,894.00)	\$0.00	(\$3,894.00)	100.00%
10.4999.0000.000.0000.001510	Allocated Interest	\$0.00	\$0.00	\$0.00	\$0.00	\$0.00	\$0.00	0.00%
10.4999.0000.000.0000.001958	Allocated Services	\$0.00	\$0.00	\$0.00	\$0.00	\$0.00	\$0.00	0.00%
10.4999.0000.000.0000.001999	Allocated Misc.	\$0.00	\$0.00	\$0.00	\$0.00	\$0.00	\$0.00	0.00%
10.5000.0000.000.0000.001989	Refund of Prior Year's Expense	\$0.00	\$0.00	\$0.00	\$0.00	\$0.00	\$0.00	0.00%
10.6000.0000.000.0000.001510	Interest	(\$40,000.00)	(\$11,846.73)	(\$12,896.06)	(\$27,103.94)	\$0.00	(\$27,103.94)	67.76%
10.6000.0000.000.0000.001910	Room Rentals	(\$4,000.00)	(\$280.00)	(\$340.00)	(\$3,660.00)	\$0.00	(\$3,660.00)	91.50%
10.6000.0000.000.0000.001920	Gifts	(\$35,000.00)	\$0.00	\$0.00	(\$35,000.00)	\$0.00	(\$35,000.00)	100.00%
10.6000.0000.000.0000.001989	Refund of Prior Year's Expense	(\$25,860.16)	\$0.00	\$0.00	(\$25,860.16)	\$0.00	(\$25,860.16)	100.00%
10.6000.0000.000.0000.001999	CF Miscellaneous	(\$30,000.00)	(\$401.94)	(\$1,176.94)	(\$28,823.06)	\$0.00	(\$28,823.06)	96.08%
10.6000.0000.000.0000.005225	Transfer form Instr	\$0.00	\$0.00	\$0.00	\$0.00	\$0.00	\$0.00	0.00%
10.6000.0000.000.0000.005226	Indirect Juvenile Home	\$0.00	\$0.00	\$0.00	\$0.00	\$0.00	\$0.00	0.00%
10.6000.0000.000.0000.005269	Adm Charge Enterprise	\$0.00	\$0.00	\$0.00	\$0.00	\$0.00	\$0.00	0.00%
10.6000.0000.000.0000.005283	Fund Transfer IN	\$0.00	\$0.00	\$0.00	\$0.00	\$0.00	\$0.00	0.00%
10.6000.0000.000.0000.005311	Loss of Fixed Assets - Insuran	\$0.00	\$0.00	\$0.00	\$0.00	\$0.00	\$0.00	0.00%
10.6000.0000.000.0000.005313	Sale of Real Property	\$0.00	\$0.00	\$0.00	\$0.00	\$0.00	\$0.00	0.00%
10.6000.0000.000.0000.005314	Sale of Equipment	(\$36,000.00)	\$0.00	\$0.00	(\$36,000.00)	\$0.00	(\$36,000.00)	100.00%
10.6000.0000.000.0000.005410	Lease Purchase	\$0.00	\$0.00	\$0.00	\$0.00	\$0.00	\$0.00	0.00%
10.6000.0000.000.8105.001999	Services to CVP	(\$3,000.00)	\$0.00	\$0.00	(\$3,000.00)	\$0.00	(\$3,000.00)	100.00%
10.6000.2571.000.3383.003383	HR Director TLC Grant	\$0.00	\$0.00	\$0.00	\$0.00	\$0.00	\$0.00	0.00%

Central Rivers Area Education Agency

Board Report YTD Revenue

From Date: 8/1/2018

To Date: 8/31/2018

Fiscal Year: 2018-2019

- Subtotal by Collapse Mask
 Include pre encumbrance
 Print accounts with zero balance
 Filter Encumbrance Detail by Date Range
 Exclude Inactive Accounts with zero balance

Account Number	Description	GL Budget	Range To Date	YTD	Balance	Encumbrance	Budget Balance	% Bud
10.6223.0000.000.0000.001999	Pleasant Hill Pool	(\$41,000.00)	\$0.00	\$0.00	(\$41,000.00)	\$0.00	(\$41,000.00)	100.00%
10.6227.0000.000.0000.001989	Refund of Prior Year's Expense	\$0.00	\$0.00	\$0.00	\$0.00	\$0.00	\$0.00	0.00%
10.6228.0000.000.0000.001989	Refund of Prior Year's Expense	\$0.00	\$0.00	\$0.00	\$0.00	\$0.00	\$0.00	0.00%
10.6228.0000.000.0000.001999	MT Miscellaneous	\$0.00	\$0.00	\$0.00	\$0.00	\$0.00	\$0.00	0.00%
10.7000.0000.000.0000.001958	Addtl GPE/Admin	\$0.00	\$0.00	\$0.00	\$0.00	\$0.00	\$0.00	0.00%
10.7000.0000.000.0000.005314	Sale of Equipment	\$0.00	\$0.00	\$0.00	\$0.00	\$0.00	\$0.00	0.00%
10.7220.0000.000.0000.001989	Refund of Prior Year's Expense	\$0.00	\$0.00	\$0.00	\$0.00	\$0.00	\$0.00	0.00%
10.7220.0000.217.3303.001958	River Hills Regular Program	(\$557,539.33)	\$0.00	\$0.00	(\$557,539.33)	\$0.00	(\$557,539.33)	100.00%
10.7220.1200.217.3303.001999	River Hills Miscellaneous	(\$1,800.00)	\$0.00	\$0.00	(\$1,800.00)	\$0.00	(\$1,800.00)	100.00%
10.7220.1200.217.3309.001999	River Hills Seniors Miscellane	(\$1,400.00)	(\$525.49)	(\$525.49)	(\$874.51)	\$0.00	(\$874.51)	62.47%
	FUND: General Fund - 10	(\$48,206,119.94)	(\$2,114,699.80)	(\$2,183,337.03)	(\$46,022,782.91)	\$0.00	(\$46,022,782.91)	95.47%

Central Rivers Area Education Agency

Board Report YTD Revenue

From Date: 8/1/2018

To Date: 8/31/2018

Fiscal Year: 2018-2019

- Subtotal by Collapse Mask
 Include pre encumbrance
 Print accounts with zero balance
 Filter Encumbrance Detail by Date Range
 Exclude Inactive Accounts with zero balance

Account Number	Description	GL Budget	Range To Date	YTD	Balance	Encumbrance	Budget Balance	% Bud
25.7000.0000.217.3204.003204	Instr School TSS	(\$165,272.53)	\$0.00	\$0.00	(\$165,272.53)	\$0.00	(\$165,272.53)	100.00%
25.7000.0000.217.3303.001999	Miscellaneous	\$0.00	\$0.00	\$0.00	\$0.00	\$0.00	\$0.00	0.00%
25.7000.0000.217.3376.003376	EQ Revenue	\$0.00	\$0.00	\$0.00	\$0.00	\$0.00	\$0.00	0.00%
25.7220.0000.217.3303.001958	River Hills - Cedar Falls CSD	(\$3,407,708.65)	\$0.00	\$0.00	(\$3,407,708.65)	\$0.00	(\$3,407,708.65)	100.00%
25.7220.0000.217.3303.001989	River Hills-Refund of Prior Ye	(\$1,393.28)	\$0.00	\$0.00	(\$1,393.28)	\$0.00	(\$1,393.28)	100.00%
	FUND: SPED Instructional Schools - 25	(\$3,574,374.46)	\$0.00	\$0.00	(\$3,574,374.46)	\$0.00	(\$3,574,374.46)	100.00%

Central Rivers Area Education Agency

Board Report YTD Revenue

From Date: 8/1/2018

To Date: 8/31/2018

Fiscal Year: 2018-2019

- Subtotal by Collapse Mask
 Include pre encumbrance
 Print accounts with zero balance
 Filter Encumbrance Detail by Date Range
 Exclude Inactive Accounts with zero balance

Account Number	Description	GL Budget	Range To Date	YTD	Balance	Encumbrance	Budget Balance	% Bud
26.8000.0000.000.0000.003121	AEA Juvenile Home	(\$1,386,517.63)	\$0.00	\$0.00	(\$1,386,517.63)	\$0.00	(\$1,386,517.63)	100.00%
26.8000.0000.000.3376.003376	Juv Det Center/Shelter EQ	(\$3,000.00)	\$0.00	\$0.00	(\$3,000.00)	\$0.00	(\$3,000.00)	100.00%
26.8000.0000.100.3204.003204	Juvenile Home TSS	(\$64,469.28)	\$0.00	\$0.00	(\$64,469.28)	\$0.00	(\$64,469.28)	100.00%
26.8265.1000.100.0000.001958	Sale of Services to Other Gove	\$0.00	\$0.00	\$0.00	\$0.00	\$0.00	\$0.00	0.00%
26.8265.1000.100.0000.001960	Sale of Services to Other Gove	\$0.00	\$0.00	\$0.00	\$0.00	\$0.00	\$0.00	0.00%
26.8265.1000.100.0000.001989	Central IA JDC/Eldora -Refund	(\$214.52)	\$0.00	\$0.00	(\$214.52)	\$0.00	(\$214.52)	100.00%
26.8265.1000.100.3121.001958	Sale of Services LEA/AEA	\$0.00	\$0.00	\$0.00	\$0.00	\$0.00	\$0.00	0.00%
26.8266.1000.100.0000.001989	Francis Lauer YS/Mason C-Refun	(\$1,535.62)	\$0.00	\$0.00	(\$1,535.62)	\$0.00	(\$1,535.62)	100.00%
	FUND: Juvenile Home/Detention Center - 26	(\$1,455,737.05)	\$0.00	\$0.00	(\$1,455,737.05)	\$0.00	(\$1,455,737.05)	100.00%

Central Rivers Area Education Agency

Board Report YTD Revenue

From Date: 8/1/2018

To Date: 8/31/2018

Fiscal Year: 2018-2019

- Subtotal by Collapse Mask
 Include pre encumbrance
 Print accounts with zero balance
 Filter Encumbrance Detail by Date Range
 Exclude Inactive Accounts with zero balance

Account Number	Description	GL Budget	Range To Date	YTD	Balance	Encumbrance	Budget Balance	% Bud
34.0000.0000.000.0000.001510	Interest	\$0.00	\$0.00	\$0.00	\$0.00	\$0.00	\$0.00	0.00%
34.0000.0000.000.0000.001999	Miscellaneous	\$0.00	\$0.00	\$0.00	\$0.00	\$0.00	\$0.00	0.00%
34.0000.0000.000.0000.005210	Transfer General Fund	\$0.00	(\$88,556.48)	(\$88,556.48)	\$88,556.48	\$0.00	\$88,556.48	0.00%
34.0000.0000.000.0000.005225	Transfer Spec Ed Fund	\$0.00	\$0.00	\$0.00	\$0.00	\$0.00	\$0.00	0.00%
34.0000.0000.000.0000.005500	Lease Purchase Proceeds	\$0.00	\$0.00	\$0.00	\$0.00	\$0.00	\$0.00	0.00%
34.0001.0000.000.0000.005210	Transfer GF Foundation	\$0.00	\$0.00	\$0.00	\$0.00	\$0.00	\$0.00	0.00%
34.0229.0000.000.0000.005210	Transfer General Fund	\$0.00	\$0.00	\$0.00	\$0.00	\$0.00	\$0.00	0.00%
34.6229.0000.000.0000.005210	Transfer General Fund	(\$450,000.00)	\$0.00	\$0.00	(\$450,000.00)	\$0.00	(\$450,000.00)	100.00%
	FUND: Capital Project - 34	(\$450,000.00)	(\$88,556.48)	(\$88,556.48)	(\$361,443.52)	\$0.00	(\$361,443.52)	80.32%

Central Rivers Area Education Agency

Board Report YTD Revenue

From Date: 8/1/2018

To Date: 8/31/2018

Fiscal Year: 2018-2019

- Subtotal by Collapse Mask
 Include pre encumbrance
 Print accounts with zero balance
 Filter Encumbrance Detail by Date Range
 Exclude Inactive Accounts with zero balance

Account Number	Description	GL Budget	Range To Date	YTD	Balance	Encumbrance	Budget Balance	% Bud
40.0000.0000.000.0000.001510	Interest	\$0.00	\$0.00	\$0.00	\$0.00	\$0.00	\$0.00	0.00%
40.0000.0000.000.0000.001999	Rebate	\$0.00	\$0.00	\$0.00	\$0.00	\$0.00	\$0.00	0.00%
40.0000.0000.000.0000.005210	Fund Transfer	(\$475,343.24)	\$0.00	\$0.00	(\$475,343.24)	\$0.00	(\$475,343.24)	100.00%
40.0000.0000.000.0000.005233	Fund Transfer Cap Proj	\$0.00	\$0.00	\$0.00	\$0.00	\$0.00	\$0.00	0.00%
40.0001.0000.000.0000.005210	Fund Trans Lease	\$0.00	\$0.00	\$0.00	\$0.00	\$0.00	\$0.00	0.00%
	FUND: Debt Service - 40	(\$475,343.24)	\$0.00	\$0.00	(\$475,343.24)	\$0.00	(\$475,343.24)	100.00%

Central Rivers Area Education Agency

Board Report YTD Revenue

From Date: 8/1/2018

To Date: 8/31/2018

Fiscal Year: 2018-2019

- Subtotal by Collapse Mask
 Include pre encumbrance
 Print accounts with zero balance
 Filter Encumbrance Detail by Date Range
 Exclude Inactive Accounts with zero balance

Account Number	Description	GL Budget	Range To Date	YTD	Balance	Encumbrance	Budget Balance	% Bud
71.0000.0000.000.9002.005210	Transfer General Fund	\$0.00	\$0.00	\$0.00	\$0.00	\$0.00	\$0.00	0.00%
71.0003.2575.000.9002.001970	Health Self-Insur EE/ER Payrol	\$0.00	(\$91,366.89)	(\$146,653.89)	\$146,653.89	\$0.00	\$146,653.89	0.00%
71.0003.2575.000.9002.001971	Health Self-Insurance Cobra Re	\$0.00	(\$2,322.00)	(\$3,874.08)	\$3,874.08	\$0.00	\$3,874.08	0.00%
71.0003.2575.000.9002.001999	Health Self-Insur Retiree Prem	\$0.00	(\$27,263.00)	(\$56,774.00)	\$56,774.00	\$0.00	\$56,774.00	0.00%
71.0004.2575.000.9002.001970	Dental Self-Insur EE/ER Payrol	(\$300,000.00)	(\$6,724.73)	(\$11,547.31)	(\$288,452.69)	\$0.00	(\$288,452.69)	96.15%
71.0004.2575.000.9002.001971	Dental Self-Insurance Cobra Re	(\$1,000.00)	(\$416.42)	(\$646.00)	(\$354.00)	\$0.00	(\$354.00)	35.40%
71.0004.2575.000.9002.001999	Dental Self-Insur Retiree Prem	(\$12,077.00)	(\$1,456.77)	(\$2,985.24)	(\$9,091.76)	\$0.00	(\$9,091.76)	75.28%
	FUND: Dental Self-Insurance - 71	(\$313,077.00)	(\$129,549.81)	(\$222,480.52)	(\$90,596.48)	\$0.00	(\$90,596.48)	28.94%

Central Rivers Area Education Agency

Board Report YTD Revenue

From Date: 8/1/2018

To Date: 8/31/2018

Fiscal Year: 2018-2019

- Subtotal by Collapse Mask
 Include pre encumbrance
 Print accounts with zero balance
 Filter Encumbrance Detail by Date Range
 Exclude Inactive Accounts with zero balance

Account Number	Description	GL Budget	Range To Date	YTD	Balance	Encumbrance	Budget Balance	% Bud
72.0000.0000.000.9003.005210	Transfer General Fund	\$0.00	\$0.00	\$0.00	\$0.00	\$0.00	\$0.00	0.00%
72.0000.2510.000.9003.001970	Fiscal Serv Flex Spending EE P	(\$283,364.42)	(\$4,329.90)	(\$8,026.44)	(\$275,337.98)	\$0.00	(\$275,337.98)	97.17%
	FUND: Flex-Benefits Plan - 72	(\$283,364.42)	(\$4,329.90)	(\$8,026.44)	(\$275,337.98)	\$0.00	(\$275,337.98)	97.17%

Central Rivers Area Education Agency

Board Report YTD Revenue

From Date: 8/1/2018

To Date: 8/31/2018

Fiscal Year: 2018-2019

- Subtotal by Collapse Mask
 Include pre encumbrance
 Print accounts with zero balance
 Filter Encumbrance Detail by Date Range
 Exclude Inactive Accounts with zero balance

Account Number	Description	GL Budget	Range To Date	YTD	Balance	Encumbrance	Budget Balance	% Bud
91.4620.0000.300.4531.004531	Perkins 6 Northern Consortium	(\$26,621.00)	\$0.00	\$0.00	(\$26,621.00)	\$0.00	(\$26,621.00)	100.00%
91.4630.0000.300.4531.004531	Perkins 6 Central Consortium	(\$76,902.50)	\$0.00	\$0.00	(\$76,902.50)	\$0.00	(\$76,902.50)	100.00%
91.4640.0000.300.4531.004531	Perkins 6 Southern Consortium	(\$26,404.00)	\$0.00	\$0.00	(\$26,404.00)	\$0.00	(\$26,404.00)	100.00%
91.4650.0000.300.4531.004531	Perkins 7 Cedar Falls Consorti	(\$107,632.15)	\$0.00	\$0.00	(\$107,632.15)	\$0.00	(\$107,632.15)	100.00%
91.4660.0000.300.4531.004531	Perkins 2 North IA Consortium	(\$175,116.00)	\$0.00	\$0.00	(\$175,116.00)	\$0.00	(\$175,116.00)	100.00%
	FUND: Perkins - 91	(\$412,675.65)	\$0.00	\$0.00	(\$412,675.65)	\$0.00	(\$412,675.65)	100.00%

Central Rivers Area Education Agency

Board Report YTD Revenue

From Date: 8/1/2018

To Date: 8/31/2018

Fiscal Year: 2018-2019

Subtotal by Collapse Mask

Include pre encumbrance

Print accounts with zero balance

Filter Encumbrance Detail by Date Range

Exclude Inactive Accounts with zero balance

Account Number	Description	GL Budget	Range To Date	YTD	Balance	Encumbrance	Budget Balance	% Bud
96.4720.0000.300.3261.003261	Regional Planning Partnership	(\$124,841.00)	(\$6,544.19)	(\$6,544.19)	(\$118,296.81)	\$0.00	(\$118,296.81)	94.76%
96.4760.0000.300.3261.003261	Regional Planning Partnership	(\$131,117.23)	(\$7,844.07)	(\$7,844.07)	(\$123,273.16)	\$0.00	(\$123,273.16)	94.02%
96.4770.0000.300.3261.003261	Regional Planning Partnership	(\$141,173.66)	(\$8,005.69)	(\$8,005.69)	(\$133,167.97)	\$0.00	(\$133,167.97)	94.33%
	FUND: Regional Planning Partnerships (RPP) - 96	(\$397,131.89)	(\$22,393.95)	(\$22,393.95)	(\$374,737.94)	\$0.00	(\$374,737.94)	94.36%

**Board Expense Report
All Funds
August 2018**

General Fund (10)	Budget	Expended	Balance	% Expended
Salary	\$29,073,853	\$3,024,209	\$26,049,644	10.40%
Benefits	\$9,015,530	\$949,488	\$8,066,043	10.53%
Purchased Services	\$2,214,178	\$355,370	\$1,858,808	16.05%
Mileage/Travel	\$1,388,453	\$59,190	\$1,329,263	4.26%
Supplies	\$1,757,003	\$552,407	\$1,204,596	31.44%
Capital Outlay	\$257,500	\$21,795	\$235,705	8.46%
Other	<u>\$4,034,158</u>	<u>\$122,037</u>	<u>\$3,912,121</u>	<u>3.03%</u>
Total General Fund Expenses	\$47,740,675	\$5,084,497	\$42,656,179	10.65%
Total General Fund Revenue	(\$48,206,120)	(\$2,183,337)	(\$46,022,783)	4.53%
Budgeted Balance General Fund (10)	(\$465,445)	\$2,901,160		
Special School Fund (25)	Budgeted	Actual	Balance	% Expended/Received
Expenditures	\$3,583,472	\$435,722	\$3,147,750	12.16%
Revenues	(\$3,574,374)	\$0	(\$3,574,374)	0.00%
Balance Instructional Fund (25)	\$9,097	\$435,722		
Juvenile Home Fund (26)	Budgeted	Actual	Balance	% Expended/Received
Expenditures	\$1,410,302	\$158,003	\$1,252,299	11.20%
Revenues	(\$1,455,737)	\$0	(\$1,455,737)	0.00%
Balance Juvenile Home Fund (26)	(\$45,435)	\$158,003		
Capital Projects Fund (34)	Budgeted	Actual	Balance	% Expended/Received
Expenditures	\$450,000	\$88,556	\$361,444	19.68%
Revenues/Transfer In	(\$450,000)	(\$88,556)	(\$361,444)	19.68%
Balance Capital Projects Fund (34)	\$0	\$0		
Debt Service Fund (40)	Budgeted	Actual	Balance	% Expended/Received
Expenditures	\$475,343	\$0	\$475,343	0.00%
Revenues/Transfer In	(\$475,343)	\$0	(\$475,343)	0.00%
Balance Debt Service Fund (40)	\$0	\$0		
Self-Funded Insurance Fund (71)	Budgeted	Actual	Balance	% Expended/Received
Dental Expenditures	\$340,179	\$70,930	\$269,249	20.85%
Dental Revenues	(\$313,077)	(\$15,179)	(\$297,898)	4.85%
Dental (Profit)/Loss	\$27,102	\$55,751		
Health Expenditures	\$0	\$319,448	(\$319,448)	#DIV/0!
Health Revenues	\$0	(\$207,302)	\$207,302	#DIV/0!
Health (Profit)/Loss	\$0	\$112,146		
Balance Self-Funded Insurance Fund (71)	\$27,102	\$167,897		
Employee Flex Fund (72)	Budgeted	Actual	Balance	% Expended/Received
Expenditures	\$283,364	\$39,335	\$244,029	13.88%
Revenues	(\$283,364)	(\$8,026)	(\$275,338)	2.83%
Balance Employee Flex Fund (72)	(\$0)	\$31,309		
Balance Perkins Consortium Fund (91)	Budgeted	Actual	Balance	% Expended/Received
Expenditures	\$412,676	\$0	\$412,676	0.00%
Revenues	(\$412,676)	\$0	(\$412,676)	0.00%
Balance Perkins Consortium Fund (91)	\$0	\$0		
Balance RPP Fund (96)	Budgeted	Actual	Balance	% Expended/Received
Expenditures	\$397,132	\$0	\$397,132	0.00%
Revenues	(\$397,132)	(\$22,394)	(\$374,738)	5.64%
Balance RPP Fund (96)	\$0	(\$22,394)		

October 3, 2018 - Personnel Report

Resignations/Retirements

Name	FTE/Position	Location	Effective Date
Certified Staff/Admin			
Classified/Non-Union Staff			
Chelsey Weber	COTA	East Sector	Resigned 9/18/18
Trevor Bardessono	Educational Assistant	River Hills	Resigned 9/28/18

Employments

Name	FTE/Position	Location	Step/Salary	New/Existing Position
Certified/Admin Staff				
Classified/NUSS				
Randy Milligan	Custodian 2 nd Shift	River Hills	E; Step 10 \$15.61/hr	Existing
Charlie Patterson	Educational Assistant – Youth Shelter	Woodhaven	A; Step 1 \$11.57/hr	Existing
Georgia Clark	Educational Assistant	River Hills	A; Step 15 \$13.42/hr	Existing
Mallory Rinnels	SLP-A	E & NE Sectors	A; Step 2 \$11.97/hr	Existing
Janice Walker	Educational Assistant	River Hills	A; Step 14 \$13.52/hr	Existing

Vacancies

FTE/Position	Location	New/Existing
1.0 FTE Speech-Language Pathologist	Floating	Existing
Certified Occupational Therapy Assistant (COTA)	East Sector	Existing
1.0 FTE School Psychologist/School Social Worker/Sp Ed Consultant	South Sector	Existing

ADDITIONAL COMPENSATION – OCTOBER 3, 2018 BOARD MEETING

NAME	DESCRIPTION	AMOUNT
Caryn Cowger	Team Rep work	Up to 10 days per diem
Patricia Heisterkamp	Instructor-Youth Mental Health 8/17,20/2018	\$750.00 paid in Sept payroll
Kathy McCormack	Instructor- 8 days in Aug 2018	\$2,253.00 paid in Sept payroll
Heather Staebell	Instructor-Substitute Authorization 8/6,7,8/18	\$900.00 paid in Sept payroll
Heather Staebell	Instructor- Substitute Authorization 8/15,16,17/18	\$900.00 paid in Sept payroll



Allen College
UnityPoint Health

Location

Barrett Forum
1990 Heath Street
Waterloo, IA

Gerard Hall & Winter Hall
1950 Heath Street
Waterloo, IA

Mailing Address

1825 Logan Avenue
Waterloo, IA 50703
office (319) 226-2000
fax (319) 226-2020

September 27, 2018

Central Rivers AEA
Julie Miller
1521 Technology Parkway
Cedar Falls, IA 50613

Dear Julie,

Enclosed please find the Memorandum of Agreement for the clinical experience of our students at your agency. We have also enclosed proof of insurance.

Please review the contract, and if it meets with your approval, please:

1. *Sign and return a copy of the agency contract, and*
2. *Provide copies of accreditation/licensing documentation for your institution.*

Students and/or program administrators will be in contact with appropriate persons in your organization regarding days, hours and objectives of student clinical experiences planned for fall, spring or summer terms.

Your facility will play a significant role in providing excellent clinical experience for our students. We look forward to working with you and thank you for your valued participation.

We appreciate your prompt attention in this matter as students may not begin their fieldwork until all signed documents are received. If you have any questions or concerns, please contact our office at (319) 226-2028.

Sincerely,

Dr. Kendra Williams-Perez
Interim Provost, Allen College

KWP/cl

Enclosures

**MEMORANDUM OF AGREEMENT: Health Sciences
Occupational Therapy Program**

BETWEEN

Allen College

and

Central Rivers AEA

1521 Technology Parkway, Cedar Falls, IA 50613

This is an Agreement made between **Allen College** (hereinafter called the **COLLEGE**) and **Central Rivers AEA** (hereinafter called the **COOPERATING AGENCY**).

I. PURPOSE OF AGREEMENT

This is a mutual Agreement between the **COLLEGE** offering nursing and allied health programs and the **COOPERATING AGENCY** providing clinical areas for selected student learning. The basic purpose of this Agreement is to establish cooperative relationships and to outline the responsibilities of the two cooperating parties as they contribute to the learning of students.

II. AGREEMENT

A. The **COLLEGE** agrees:

1. To provide classroom instruction and to assume responsibility for the clinical instruction throughout the entire program.
2. To coordinate, through its designated representative(s), learning experiences for students after consultation with the **COOPERATING AGENCY**.
3. To acknowledge that its students shall be expected to comply with all current policies and procedures of the **COOPERATING AGENCY**.
4. To submit the specific dates of the fieldwork experience to the **COOPERATING AGENCY** prior to its effective date with the following information included:
 - a. The number and name of student(s) and dates and hours they will be assigned for practical experience.
 - b. The clinical level of experience of each student and the expected level of experience to which such students will be assigned.
 - c. The learning objectives for the assigned student.
 - d. The verification of student malpractice coverage, cardiopulmonary resuscitation training, immunization status, blood borne pathogen precaution training, and HIPAA training.
 - e. Necessary changes to the submitted schedule shall be made by mutual agreement of the **COLLEGE** and the **COOPERATING AGENCY** as soon as possible prior to the time the altered schedule is to become effective.
5. To provide for continuous planning with the **COOPERATING AGENCY**, indicating the learning experiences desired for students.
6. That the **COOPERATING AGENCY** may request the **COLLEGE** withdraw from the clinical area any student whose clinical practice, conduct, or health may have a detrimental effect on its patients or personnel; and/or reserve the right to not accept any student who has previously been discharged by said

COOPERATING AGENCY for reasons which would make acceptance as a clinical practice student inexpedient.

7. All students have signed a confidentiality statement regarding patient information. Faculty and students have received the educational component related to Health Information Portability and Accountability Act (HIPAA) required of health care providers and are held accountable by the college. The Protected Health Information (PHI) about a patient or client is the property of the **COOPERATING AGENCY**.
8. The **COLLEGE** conducts criminal background checks on all students and complies with Allen College Standard Operation Procedure 2-C-800-02.
9. Students shall be covered by the "Student Liability Insurance Plan". Limit of liability is \$1,000,000 for each claim and \$3,000,000 annual aggregate.
10. Upon admission to the specific program, all students complete a physical examination, 10-panel drug screen and a criminal background and abuse check. Each student shall have tuberculin tests and CPR verification prior to clinical placement. Each student shall have documentation of current immunizations as recommended by the Center for Disease Control including: influenza, MMR, varicella, TDAP. Hepatitis B is offered to students but may be declined.
11. Students shall follow the **COOPERATING AGENCY'S** policies regarding OSHA's Bloodborne pathogen and other infection control/isolation policies.

Exposures will be reported through the **COOPERATING AGENCY'S** expose report program, evaluation of the source's infection status will be the responsibility of the **COOPERATING AGENCY**. After the initial exposure evaluation, the student will be responsible for follow-up examinations and/or treatments. A copy of the exposure report form shall be sent to the **COLLEGE**.

The student shall be responsible for evaluation and follow-up examination/treatment for other injuries incurred while having the clinical experience as outlined in the student handbook under clinical policies and procedures.

Incidents shall be reported through the **COOPERATING AGENCY'S** risk management program. When an incident results in serious outcome to the patient, the **COOPERATING AGENCY'S** Risk Manager shall be notified by the faculty member. Allen's Health System (the **COLLEGE**) Risk Manager shall be advised of any legal activity related to the incident by the **COOPERATING AGENCY'S** risk manager.

12. Students have received the educational component related to OSHA'S STANDARD 29 CFR Part 1919.1030, "Occupational Exposure to Bloodborne Pathogens" and are certified in Basic Life Support for Health Care Providers.
13. Students shall be allowed to perform only those tasks commensurate with their level of education (as identified in the clinical objectives and course outlines)
14. That the **COLLEGE** shall hold harmless and indemnify the **COOPERATING AGENCY** from any and all claims, judgments or expenses arising from acts or omissions of their students. Said expenses shall include but not be limited to attorney fees, court costs and investigation expenses.

B. The **COOPERATING AGENCY** agrees:

1. To make fieldwork experiences available for student learning.
2. That the schedule for students assigned in the fieldwork experience shall be determined by the **COLLEGE'S** faculty in consultation with the supervisor and/or administrator of the **COOPERATING AGENCY**.
3. That the faculty member(s) of the **COLLEGE** program shall be responsible for determining desired learning experiences and for the comprehensive evaluation of students.
4. That the **COOPERATING AGENCY** shall provide instruction and learning experiences under the supervision of qualified personnel who (a) meet the standards of recognized professional accrediting agencies or state regulatory agencies (b) are licensed and/or certified to practice in the respective allied health profession (c) support the philosophy and the stated objectives of the educational program.
5. To be responsible for assigning clinical instructors for each student in accordance with professional standards.
6. To accept the enrolled students without discrimination as to race, color, creed, sex, marital status, age, national origin or qualified handicap.
7. To contribute toward promoting a positive atmosphere and one that is conducive to learning.
8. The **COOPERATING AGENCY** 's representative (direct student supervisor) will provide feedback on student performance by completing a structured evaluation tool provided by the **COLLEGE** 's program department to be used as a component of the student's progress in the program.
9. To observe the following student personnel policies:
 - a. Students shall be required to wear the adopted **COLLEGE** student uniform or dress appropriate to the assigned agency as determined by faculty and **COOPERATING AGENCY** personnel.
 - b. Students shall be responsible for providing and maintaining their own uniforms, including laundering.
 - c. Men and women students shall be permitted to use the rest rooms and dressing rooms.
 - d. Students may be permitted to eat in the dining facilities (if available) and purchase food at the regular rates. The **COOPERATING AGENCY** is not expected to provide meals for students.
 - e. The **COLLEGE** policy requires that the department or service of the **COOPERATING AGENCY** will be notified of student absences as early as possible prior to the scheduled fieldwork experience period.
 - f. Absences other than for illness shall be granted only by the clinical instructor(s) of the **COOPERATING AGENCY** with notification to the designated representative of the **COLLEGE'S** program.
 - g. The student shall be responsible for providing his/her own transportation.
10. **COOPERATING AGENCY** shall hold harmless and indemnify the **COLLEGE** from any and all claims, judgments or expenses arising from acts or omissions of **COOPERATING AGENCY**, its directors, officers, employees or agents. Said expenses shall include but not be limited to attorney fees, court costs and investigation expenses.
11. **COOPERATING AGENCY** shall maintain adequate insurance necessary to cover its indemnification obligations under this Agreement.

12. **COOPERATING AGENCY** will make available emergency care for students in the event of illness or accident, while at **COOPERATING AGENCY**, in accordance with **COOPERATING AGENCY'S** policies. In the event **COOPERATING AGENCY** has no facilities or staff available for, or capable of, the provision of emergency medical treatment, should a student require emergency medical treatment, the student shall be responsible for obtaining their own care, however, **COOPERATING AGENCY** shall assist the student in their attempts to obtain care. Any cost for emergency care shall be the responsibility of the student.


C. The **COLLEGE** and the **COOPERATING AGENCY** agree:

1. That the **COOPERATING AGENCY** retains responsibility for all patient/client care and their PHI.
2. To review this Agreement every three years or as needed.
3. Non-assignment of students to **COOPERATING AGENCY** for any given fieldwork experience shall not affect the continuation of this Agreement.
4. The **COLLEGE** shall provide a faculty member(s) who will serve as liaison with the **COOPERATING AGENCY** representative when necessary.
5. The **COLLEGE** shall provide and maintain the records and reports necessary for conducting clinical learning experiences of its students under this Agreement.
6. That if either party wishes to withdraw from this Agreement, the party shall give at least 60 days' notice prior to action. The students enrolled in several clinical services shall be given an opportunity to complete the full program in those services.

This agreement shall remain effective for a indefinitely or at such time as it becomes necessary for either party to revise or terminate. This agreement replaces all other agreements already in place between the **COOPERATING AGENCY** and **COLLEGE**. This agreement becomes effective on **October 1, 2018**.

Approved for the **COLLEGE**

Approved for the **COOPERATING AGENCY**



Dr. Kendra Williams-Perez
EdD, MSN, CNE & Professor
Interim Provost

Signature
Central Rivers AEA

9/27/2018

Date

Date

Please provide copies of the information requested below to Allen College, where applicable:

Director of Rehabilitation _____

Fieldwork Supervisor _____

Accreditation/Approval JCAHO (date) _____

IA Dept. of Inspection & Appeals (date) _____

Other (date) _____

Please sign, date and return to:
Carla Luck, Sr. Administrative Assistant
Email: Carla.Luck@allencollege.edu
Phone: (319) 226-2517
Fax: (319) 226-2051

Central Rivers AEA

No other sites are covered under this Memorandum of Agreement.

Please list all sites that will be covered under this Memorandum of Agreement along with their address in the spaces provided below.

Name, Address

Name, Address

Name, Address

Name, Address

Name, Address

Name, Address

Name, Address

Name, Address

Name, Address

Name, Address

Name, Address

**Addendum to MEMORANDUM OF AGREEMENT: Health Sciences
Occupational Therapy Program**

BETWEEN

Allen College

and

Central Rivers AEA

1521 Technology Parkway, Cedar Falls, IA 50613


This addendum acknowledges that there are changes in the original Allen College agreement (including substituting an agency's agreement for the Allen College agreement) as follows:

All Allen College students have the following documentation on file in the Office of Student Services:

- Criminal Background Check upon admission for the state of Iowa (including dependent and adult abuse check)
- A signed confidentiality statement
- HIPAA training
- Physical examination
- 10-panel drug screen
- Two-step TB test
- CPR
- Current immunizations as recommended by the Center for Disease Control
- OSHA Bloodborne pathogen and other infection control/isolation policies

Should the site decide to require an interview to determine acceptance for placement, any decisions made as a result of that interview are the responsibility of the site.

Approved for the **COLLEGE**



Dr. Kendra Williams-Perez
EdD, MSN, CNE & Professor
Interim Provost

Approved for the **COOPERATING AGENCY**

Signature
Central Rivers AEA

September 27, 2018

Date

Date

PLEASE RETURN TO:

Carla Luck

Carla.Luck@allencollege.edu

Phone: (319) 226-2517 Fax: (319) 226-2051

AGENDA ITEM #4

Accept the Certified Annual Report

ACTION

INFORMATION

Michael Kalvig, CFO will share the Certified Annual Report with the board.

RECOMMENDATION

It is recommended that the board accept the Certified Annual Report.

Certified Annual Report

Fiscal Year: 2017-2018

CAR CERTIFIED 9/14/2018 11:08:42 PM

SES:

ATR:

Form	Status
Chart of Account Edits	Complete
Warning Comments	Complete
Nonprofit School Organizations	Complete

- Review the reports for accuracy before certifying. Information from the Certified Annual Report flows into the Special Education Supplement; Transportation Annual Report; Facility Allowable Costs Report. Once the CAR is certified, changes to this information will not be possible.
- We, the officials of Central Rivers AEA, certify under penalty of perjury and pursuant to the laws of the state of Iowa that the data submitted on this Certified Annual Report (CAR), for the year ending June 30, 2018, are true, correct, and in accordance with federal and state laws, rules, regulations, and instructions; that no unallowed costs were included in the same accounts with allowed costs that grants and other special allocations and appropriations were used to supplement, no otherwise provided in law, and were expended for the purpose designated by the authorizing legislation or agency and were accounted for separately using proper coding as defined by Iowa Uniform Financial Accounting.

Name and title of certifying official:	
Name:	Michael Kalvig
Title:	Chief Financial Officer

RIVER HILLS FOUNDATION

Certified Annual Report

Fiscal Year: 2017-2018

2017 - 2018 Nonprofit School Organizations Report

All districts and AEAs must complete this report per Iowa Code 279.62 (<https://www.legis.iowa.gov/docs/code/279.62.pdf>). See CAR instructions for applicable organizations. If the district has no organizations to report, click on the Update button to register the zero amounts.

REVENUES AND OTHER FINANCING SOURCES	
1. Investment Income	16.83
2. Contributions and donations	16820.91
3. Fund raisers	0.00
4. Other revenue	0.00
5. TOTAL REVENUES AND OTHER FINANCING SOURCES (Rows 1-4)	16837.74
EXPENDITURES AND OTHER FINANCING USES	
6. Tuition payments/scholarships	0.00
7. Contributions to School-sponsored Student Activities	0.00
8. Contributions to School-sponsored Student Athletics	0.00
9. Contributions to Student Clubs/Organizations	0.00
10. Contributions to Student Support Services	0.00
11. Contributions to Instructional Staff Support Services	0.00
12. Reimbursement to the School District for Administrative Costs	0.00
13. Other Administrative Costs	0.00
14. Operations and maintenance	7954.90
15. Facility Acquisition	0.00
16. Other Expenditures/expenses	0.00
17. TOTAL EXPENDITURES AND OTHER FINANCING USES (Rows 6-16)	7954.90
CHANGES IN FUND BALANCE	
18. July 1 Beginning balance	54079.03
19. Adjustments to Beginning Balance	0.00
20. June 30 Ending Balance (Row 5 - 17 + 18 +19) District must enter Ending Balance.	62961.87

Please contact Janice Evans (mailto:Janice.Evans@iowa.gov) by email or phone (515)281-4740 or Denise Ragias (mailto:Denise.Ragias@iowa.gov) by email or phone (515)281-4741 with questions regarding this form.

App:CAR |Year:2018 |Role:dist |User:Michael Kalvig |District:9207 |Controller:tbl_car_np |Action>Edit



Central Rivers AEA

FY 2018 - Balance Sheet by Long-Term Governmental Account Group

	Account	Long-Term Assets	Long-Term Liabilities
	LONG-TERM ASSETS & OTHER DEBITS		
1	Land & Land Improvements	1,270,198.00	
2	Site Improvements	29,319.32	
3	Building & Building Improvements	16,094,630.50	
4	Machinery & Equipment	2,866,638.12	
5	Works of Art & Historical Treasures	3,451,495.82	
6	Infrastructure		
7	Construction in Progress		
8	Intangible Assets		
9	Amount available for retirement of governmental Long-term Debt		
10	Amount to be provided for retirement of governmental Long-term Debt		37,582,099.49
11	TOTAL LONG-TERM ASSETS & OTHER DEBITS (Sum rows 1 to 10)	23,712,281.76	37,582,099.49
	LONG-TERM LIABILITIES & OTHER CREDITS		
12	Bonds Payable		
13	Loans Payable		5,829,511.99
14	Capital Lease & Construction Contract Obligations		
15	Compensated Absences & Special Termination Benefits		299,563.50
16	Arbitrage Rebate Liability		
17	Other Long-Term Liability (OPEB, IPERS, etc.)		31,453,024.00
18	Investment in Governmental Fixed Assets (before depreciation)	23,712,281.76	
19	TOTAL LONG-TERM LIABILITIES & OTHER CREDITS (sum rows 12 to 18)	23,712,281.76	37,582,099.49

Building

Vacation Payout & Special Termination Benefits



Iowa Department of Education



Central Rivers AEA FY 2018 - Balance Sheet by Fund

	Source	General Fund	Student Activity Fund	Management Levy Fund	Entrepreneurial Education Fund	PERL Fund	AEA Sp Ed Inst Fund	AEA JH Inst Fund	Support Trust Fund	Disaster Recovery Fund	Library Levy Fund	SAVE Statewide Sales and Services Tax Fund	PPEL Fund	Other Capital Project Funds	Debt Service Fund	Permanent Funds	Enterprise Funds	Internal Service Funds	Trust Funds	Agency Funds	Total
	CURRENT ASSETS																				
1	Cash & Investments	11,366,231.13						247,365.97										703,781.60		347,447.85	12,664,826.55
2	Taxes Receivable																				
3	Interfund Receivables	1,032,163.70												5,640.00				665,072.89			1,702,876.59
4	Intergovernmental Receivables	850,625.93					1,537,299.87													415,821.27	2,803,747.07
5	Other Receivables	24,494.52																			24,494.52
6	Inventories	61,119.58																			61,119.58
7	Prepaid Expenses	183,316.40																			183,316.40
8	Other Current Assets																				
9	TOTAL CURRENT ASSETS	13,517,951.26					1,537,299.87	247,365.97						5,640.00				1,368,854.49		763,269.12	17,440,380.71
10	Long-Term Assets																				
11	Total Assets	13,517,951.26					1,537,299.87	247,365.97						5,640.00				1,368,854.49		763,269.12	17,440,380.71
	DEFERRED OUTFLOWS OF RESOURCES																				
12	Deferred Outflows of Resources																				
13	Deferred Outflows of Resources per IPERS																				
14	Total Deferred Outflows of Resources																				
15	TOTAL ASSETS AND DEFERRED OUTFLOWS OF RESOURCES	13,517,951.26					1,537,299.87	247,365.97						5,640.00				1,368,854.49		763,269.12	17,440,380.71
	CURRENT LIABILITIES																				
16	Interfund Payables	557,350.70					1,125,922.09	19,603.80													1,702,876.59
17	Intergovernmental Payables							68,307.85													68,307.85
18	Other Payables	280,596.98						9,490.48												491,989.89	782,077.35
19	Contracts Payable													5,640.00							5,640.00
20	Bonds Payable																				
21	Loans Payable																				
22	Accrued Expenses	7,825.10					349,691.07	127,917.58													485,433.75
23	Payroll Deductions & Withholdings Payable	3,705,778.79					61,686.71	22,046.26													3,789,511.76
24	Advances of Federal Grants/Unearned Revenues																				
25	Other Current Liabilities	20,200.00																		271,279.23	291,479.23

26	TOTAL CURRENT LIABILITIES	4,571,751.57					1,537,299.87	247,365.97						5,640.00						763,269.12	7,125,326.53
27	Net Pension Liabilities																				
28	Long-Term Liabilities																				
29	Total Liabilities	4,571,751.57					1,537,299.87	247,365.97						5,640.00						763,269.12	7,125,326.53

Central Rivers AEA
FY 2018 - Balance Sheet by Fund

	Source	General Fund	Student Activity Fund	Management Levy Fund	Entrepreneurial Education Fund	PERL Fund	AEA Sp Ed Inst Fund	AEA JH Inst Fund	Support Trust Fund	Disaster Recovery Fund	Library Levy Fund	SAVE Statewide Sales and Services Tax Fund	PPEL Fund	Other Capital Project Funds	Debt Service Fund	Permanent Funds	Enterprise Funds	Internal Service Funds	Trust Funds	Agency Funds	Total
	DEFERRED INFLOWS OF RESOURCES																				
30	Deferred Inflows for Succeeding Year Property Taxes Receivable																				
31	Deferred Inflows for Income Surtax Receivable																				
32	Deferred Inflows for Miscellaneous Receivables not Received Within 60 Days																				
33	Deferred Inflows of Resources related to Pensions																				
34	Total Deferred Inflows of Resources																				
	EQUITY																				
35	Net Investment in Capital Assets																				
36	Nonspendable Fund Balance	244,435.98																			244,435.98
37	Restricted Fund Balance / Restricted Net Position	1,169,379.43																			1,169,379.43
38	Committed Fund Balance	1,715,856.00																			1,715,856.00
39	Assigned Fund Balance	158,762.60																			158,762.60
40	Unassigned Fund Balance / Unrestricted Net Position	5,657,765.68																1,368,854.49			7,026,620.17
41	TOTAL FUND EQUITY	8,946,199.69																1,368,854.49			10,315,054.18
42	TOTAL LIABILITIES, DEFERRED INFLOWS OF RESOURCES AND FUND EQUITY	13,517,951.26					1,537,299.87	247,365.97						5,640.00				1,368,854.49		763,269.12	17,440,380.71



Iowa Department of Education



Central Rivers AEA FY 2018 - AEA Crosswalk

	Budget Resource Categories	General Fund	Special Education Instruction	Juvenile Home Instruction	Special Revenue Trust Fund	Other Special Revenue Funds	Capital Project Funds	Debt Service Funds	Proprietary Enterprise Funds	Total
1	Taxes	12,580,469.00								12,580,469.00
2	Tuition/Transportation Received	397,203.00								397,203.00
3	Earnings on Investments	58,594.20								58,594.20
4	Nutrition Program Sales									
5	Student Activities & Sales									
6	Other Revenues from Local Sources	2,203,668.48	3,481,433.07	2,073.67						5,687,175.22
7	Revenues from Intermediary Sources	57,585.61								57,585.61
8	State Foundation Aid	13,391,254.00								13,391,254.00
9	Juvenile Home Tuition Aid Advance			1,310,913.15						1,310,913.15
10	Other State Resources Including State Aid Categoricals	2,946,668.46	171,257.79	78,128.75						3,196,055.00
11	IDEA Grants	15,722,836.35								15,722,836.35
12	Other Federal Sources	782,515.53								782,515.53
13	TOTAL REVENUES (Rows 1-12)	48,140,794.63	3,652,690.86	1,391,115.57						53,184,601.06
14	General Long-term Debt Proceeds									
15	Operating Transfers In & Other Sources	15,546.86					412,658.58	475,343.22		903,548.66
16	Proceeds of Fixed Asset Dispositions	38,699.56								38,699.56
17	TOTAL REVENUES & OTHER FINANCING SOURCES (Row 13-16)	48,195,041.05	3,652,690.86	1,391,115.57			412,658.58	475,343.22		54,126,849.28
18	Beginning Fund Balance	7,865,629.14	29,616.35							7,895,245.49
19	TOTAL RESOURCES (Rows 17-18)	56,060,670.19	3,682,307.21	1,391,115.57			412,658.58	475,343.22		62,022,094.77
	Requirements (Account ID = 9)									
20	Instruction	3,161,515.52	3,420,620.81	1,246,198.79						7,828,335.12
21	Student Support Services	19,484,456.43	93,157.25							19,577,613.68
22	Instructional Staff Support Services	11,360,647.56	3,991.03	5,599.94						11,370,238.53
23	General Administration	2,067,675.94		123,556.82						2,191,232.76
24	Building Administration	2,290,686.41	157,562.97							2,448,249.38
25	Business and Central Administration	1,946,427.94					67,610.94			2,014,038.88
26	Purchasing and Distributing, Printing, Publishing and Duplicating	716,057.35								716,057.35
27	Plant Operation and Maintenance	1,574,310.78	2,643.75	15,760.02						1,592,714.55
28	Student Transportation		4,331.40							4,331.40
29	Other Support	388,279.18								388,279.18
30	Noninstructional Programs	166,061.59								166,061.59
31	Facilities Acquisition and Construction						345,047.64			345,047.64
32	Debt Service							475,343.22		475,343.22
33	Total Expenditures (Sum rows 20 to 32)	43,156,118.70	3,682,307.21	1,391,115.57			412,658.58	475,343.22		49,117,543.28
34	Operating Transfer Out & Other Financing Uses	3,958,351.80								3,958,351.80
35	Total Expenditures and Other Uses (Sum row 33 & 34)	47,114,470.50	3,682,307.21	1,391,115.57			412,658.58	475,343.22		53,075,895.08
36	Ending Fund Balance	8,946,199.69								8,946,199.69
37	Total Requirements (Sum rows 35 & 36)	56,060,670.19	3,682,307.21	1,391,115.57			412,658.58	475,343.22		62,022,094.77

Central Rivers AEA
FY 2018 - Revenues By Fund, By Source

	Source	General Fund	Student Activity Fund	Management Levy Fund	Entrepreneurial Education Fund	PERL Fund	AEA Sp Ed Inst Fund	AEA JH Inst Fund	Support Trust Fund	Disaster Recovery Fund	Library Levy Fund	SAVE Statewide Sales and Services Tax Fund	PPEL Fund	Other Capital Project Funds	Debt Service Fund	Permanent Funds	Enterprise Funds	Internal Service Funds	Trust Funds	Total
28	State Payments in Lieu of Tuition							1,310,913.15												1,310,913.15
29	SBRC grants in aid																			
30	State categorical aid and State Aid Funding Supplement	2,946,668.46					171,257.79	78,128.75												3,196,055.00
31	Military credit																			
32	SAVE Statewide Sales & Service Tax																			
33	Other state revenues in lieu of taxes																			
34	TOTAL REVENUE FROM STATE SOURCES	16,337,922.46					171,257.79	1,389,041.90												17,898,222.15
	REVENUES FROM FEDERAL SOURCES																			
35	American Recovery & Reinvestment Act (ARRA)																			
36	Unrestricted direct grants-in-aid																			
37	Unrestricted indirect grants-in-aid																			
38	Restricted direct grants-in-aid																			
39	Restricted indirect grants-in-aid through the state	16,505,351.88																		16,505,351.88
40	Restricted indirect grants-in-aid through intermediate agencies																			
41	Federal revenues in lieu of taxes																			
42	Federal revenues for/on behalf of the LEA/AEA																			
43	TOTAL REVENUE FROM FEDERAL SOURCES	16,505,351.88																		16,505,351.88
	OTHER FINANCING SOURCES																			
44	Issuance of bonds																			
45	Interfund Operating Transfers In	15,546.86												412,658.58	475,343.22					903,548.66
46	Proceeds from the disposal of real or personal property (governmental funds)	38,699.56																		38,699.56
47	Proceeds from loans greater than 12 months																			
48	Proceeds from capital leases and lease purchases																			
49	Other long-term debt proceeds																			
50	Residual equity transfers in																			
51	Upward adjustments to beginning fund balance																			
52	TOTAL OTHER FINANCING SOURCES AND UPWARD ADJUSTMENTS	54,246.42												412,658.58	475,343.22					942,248.22

Central Rivers AEA
FY 2018 - Revenues By Fund, By Source

Source	General Fund	Student Activity Fund	Management Levy Fund	Entrepreneurial Education Fund	PERL Fund	AEA Sp Ed Inst Fund	AEA JH Inst Fund	Support Trust Fund	Disaster Recovery Fund	Library Levy Fund	SAVE Statewide Sales and Services Tax Fund	PPEL Fund	Other Capital Project Funds	Debt Service Fund	Permanent Funds	Enterprise Funds	Internal Service Funds	Trust Funds	Total	
OTHER INCOME ITEMS																				
53 Capital Contributions																				
54 Amortization of Premiums on issuance of bonds (proprietary & fiduciary funds)																				
55 Special items																				
56 Extraordinary items																				
57 TOTAL OTHER INCOME ITEMS																				
58 TOTAL REVENUES AND OTHER FINANCING SOURCES AND UPWARD ADJ	48,195,041.05					3,652,690.86	1,391,115.57						412,658.58	475,343.22			1,684,240.19			55,811,089.47



Iowa Department of Education



Central Rivers AEA

FY 2018 - Expenditures by Fund, by Function, by Object - All Funds

		SALARIES	EMPLOYEE BENEFITS	PURCHASED SERVICES	SUPPLIES	PROPERTY	MISCELLANEOUS OBJECTS	OTHER ITEMS	TOTAL EXPENDITURES AND OTHER FINANCING USES
1	Instruction	5,521,888.38	2,082,798.88	87,830.10	135,781.99			35.77	7,828,335.12
2	Attendance and Social Work Services	2,136,343.05	675,948.81	42,661.01				158.82	2,855,111.69
3	Guidance Services	541,819.73	153,490.70	37,344.87	5,485.49				738,140.79
4	Health Services	70,402.27	22,637.17		117.81				93,157.25
5	Psychological Services	2,776,058.95	872,773.59	61,477.39	4,130.36			969.75	3,715,410.04
6	Speech Pathology & Audiology Services	6,681,083.46	2,055,967.88	247,717.18	46,583.60	45,626.00			9,076,978.12
7	Occupational Therapy Related Services	981,747.91	322,394.65	67,654.31	1,009.37				1,372,806.24
8	Physical Therapy Related Services	685,112.57	201,360.73	47,277.08	733.11				934,483.49
9	Visually Impaired/Vision Services			423,981.66					423,981.66
10	Other Student Support Services	224,365.80	96,930.07	44,743.09	1,505.44				367,544.40
11	Improvement of Instruction Services	6,385,273.70	1,902,254.40	818,657.72	166,262.73		4,590.00	20,407.70	9,297,446.25
12	Library Media Services	321,977.84	135,732.94	40,142.06	493,663.79	28,206.68		5,579.39	1,025,302.70
13	Instruction-Related Technology Services	431,889.37	143,451.96	70,971.70	16,472.27			265.46	663,050.76
14	Academic Student Assessment Services	280,311.34	78,121.77	20,173.97	5,831.74				384,438.82
15	Other Instructional Staff Support Services								
16	Board of Education Services			228,753.91	4,238.58		3,126.00		236,118.49
17	Executive Administration Services	415,691.34	101,228.33	107,859.76	73,233.39	2,635.00	24,582.00	16,348.30	741,578.12
18	Special Area Administration Services	834,859.06	200,657.24	109,343.74	7,386.43		7,933.90	53,355.78	1,213,536.15
19	School Administration Services	1,953,097.12	483,720.94	11,343.07	88.25				2,448,249.38
20	Business Administration Fiscal Services	454,431.93	452,912.82	44,880.17	4,795.84		828.00		957,848.76
21	Purchasing, Warehousing, and Distributing Services	68,331.88	23,127.71						91,459.59
22	Printing, Publishing, and Duplicating Services	337,141.70	130,119.09	3,421.06	157,186.76	94,000.00		(97,270.85)	624,597.76
23	Planning, Research, Development, and Evaluation Services		33.10						33.10
24	Public Information Services	53,081.00	12,831.29	6,960.04	94.25		925.00		73,891.58
25	Personnel Services	298,973.72	84,112.96	352,269.46	1,895.04		199.00		737,450.18
26	Administration Technology Services	418,504.86	152,179.09	242,874.59	46,720.82	20,514.62			880,793.98
27	Other Business Administration Services								
28	Operation and Maintenance of Plant Services	372,170.06	157,771.12	541,951.57	373,852.74	130,354.89		16,614.17	1,592,714.55
29	Student Transportation			4,331.40					4,331.40
30	Other Support Services	108,013.83	55,140.38	41.14	241,573.95			(16,490.12)	388,279.18
31	Food Service Operations								
32	Other Enterprise Operations								
33	Community Service Operations	110,262.63	46,465.73	9,307.40				25.83	166,061.59
34	Facilities Acquisition and Construction			345,047.64					345,047.64
35	Debt Service						475,343.22		475,343.22
36	Interagency Flowthrough							3,070,350.00	3,070,350.00
37	Interfund Transfers Out							903,548.66	903,548.66
38	Special Items								
39	Extraordinary Items								
40	Loss on Disposition of Capital Assets								
41	Downward Adjustments to Beginning Fund Balance								
42	TOTAL EXPENDITURES AND OTHER FINANCING USES & Downward Prior Pd Adj	32,462,833.50	10,644,163.35	4,019,017.09	1,788,643.75	321,337.19	517,527.12	3,973,898.66	53,727,420.66



Iowa Department of Education



Central Rivers AEA

FY 2018 - Expenditures by Fund, by Function, by Object - General Fund

		SALARIES	EMPLOYEE BENEFITS	PURCHASED SERVICES	SUPPLIES	PROPERTY	MISCELLANEOUS OBJECTS	OTHER ITEMS	TOTAL EXPENDITURES AND OTHER FINANCING USES
1	Instruction	2,313,469.91	748,525.77	78,729.01	20,755.06			35.77	3,161,515.52
2	Attendance and Social Work Services	2,136,343.05	675,948.81	42,661.01				158.82	2,855,111.69
3	Guidance Services	541,819.73	153,490.70	37,344.87	5,485.49				738,140.79
4	Health Services								
5	Psychological Services	2,776,058.95	872,773.59	61,477.39	4,130.36			969.75	3,715,410.04
6	Speech Pathology & Audiology Services	6,681,083.46	2,055,967.88	247,717.18	46,583.60	45,626.00			9,076,978.12
7	Occupational Therapy Related Services	981,747.91	322,394.65	67,654.31	1,009.37				1,372,806.24
8	Physical Therapy Related Services	685,112.57	201,360.73	47,277.08	733.11				934,483.49
9	Visually Impaired/Vision Services			423,981.66					423,981.66
10	Other Student Support Services	224,365.80	96,930.07	44,743.09	1,505.44				367,544.40
11	Improvement of Instruction Services	6,382,026.05	1,901,629.20	812,939.60	166,262.73		4,590.00	20,407.70	9,287,855.28
12	Library Media Services	321,977.84	135,732.94	40,142.06	493,663.79	28,206.68		5,579.39	1,025,302.70
13	Instruction-Related Technology Services	431,889.37	143,451.96	70,971.70	16,472.27			265.46	663,050.76
14	Academic Student Assessment Services	280,311.34	78,121.77	20,173.97	5,831.74				384,438.82
15	Other Instructional Staff Support Services								
16	Board of Education Services			228,753.91	4,238.58		3,126.00		236,118.49
17	Executive Administration Services	415,691.34	101,228.33	100,164.70	73,097.80	2,635.00	24,582.00	16,348.30	733,747.47
18	Special Area Administration Services	743,523.64	176,266.49	109,343.74	7,386.43		7,933.90	53,355.78	1,097,809.98
19	School Administration Services	1,830,813.07	448,442.02	11,343.07	88.25				2,290,686.41
20	Business Administration Fiscal Services	454,431.93	147,455.38	44,880.17	4,795.84		828.00		652,391.32
21	Purchasing, Warehousing, and Distributing Services	68,331.88	23,127.71						91,459.59
22	Printing, Publishing, and Duplicating Services	337,141.70	130,119.09	3,421.06	157,186.76	94,000.00		(97,270.85)	624,597.76
23	Planning, Research, Development, and Evaluation Services		33.10						33.10
24	Public Information Services	53,081.00	12,831.29	6,960.04	94.25		925.00		73,891.58
25	Personnel Services	298,973.72	84,112.96	21,748.18	1,895.04		199.00		406,928.90
26	Administration Technology Services	418,504.86	152,179.09	177,093.84	44,890.63	20,514.62			813,183.04
27	Other Business Administration Services								
28	Operation and Maintenance of Plant Services	372,170.06	157,771.12	526,191.55	373,852.74	127,711.14		16,614.17	1,574,310.78
29	Student Transportation								
30	Other Support Services	108,013.83	55,140.38	41.14	241,573.95			(16,490.12)	388,279.18
31	Food Service Operations								
32	Other Enterprise Operations								
33	Community Service Operations	110,262.63	46,465.73	9,307.40				25.83	166,061.59
34	Facilities Acquisition and Construction								
35	Debt Service								
36	Interagency Flowthrough							3,070,350.00	3,070,350.00
37	Interfund Transfers Out							888,001.80	888,001.80
38	Special Items								
39	Extraordinary Items								
40	Loss on Disposition of Capital Assets								
41	Downward Adjustments to Beginning Fund Balance								
42	TOTAL EXPENDITURES AND OTHER FINANCING USES & Downward Prior Pd Adj	28,967,145.64	8,921,500.76	3,235,061.73	1,671,533.23	318,693.44	42,183.90	3,958,351.80	47,114,470.50



Iowa Department of Education



Central Rivers AEA

FY 2018 - Expenditures by Fund, by Function, by Object - AEA Sp Ed Inst Fund

		SALARIES	EMPLOYEE BENEFITS	PURCHASED SERVICES	SUPPLIES	PROPERTY	MISCELLANEOUS OBJECTS	OTHER ITEMS	TOTAL EXPENDITURES AND OTHER FINANCING USES
1	Instruction	2,328,215.59	1,036,433.49	7,519.93	48,451.80				3,420,620.81
2	Attendance and Social Work Services								
3	Guidance Services								
4	Health Services	70,402.27	22,637.17		117.81				93,157.25
5	Psychological Services								
6	Speech Pathology & Audiology Services								
7	Occupational Therapy Related Services								
8	Physical Therapy Related Services								
9	Visually Impaired/Vision Services								
10	Other Student Support Services								
11	Improvement of Instruction Services	2,502.69	473.54	1,014.80					3,991.03
12	Library Media Services								
13	Instruction-Related Technology Services								
14	Academic Student Assessment Services								
15	Other Instructional Staff Support Services								
16	Board of Education Services								
17	Executive Administration Services								
18	Special Area Administration Services								
19	School Administration Services	122,284.05	35,278.92						157,562.97
20	Business Administration Fiscal Services								
21	Purchasing, Warehousing, and Distributing Services								
22	Printing, Publishing, and Duplicating Services								
23	Planning, Research, Development, and Evaluation Services								
24	Public Information Services								
25	Personnel Services								
26	Administration Technology Services								
27	Other Business Administration Services								
28	Operation and Maintenance of Plant Services					2,643.75			2,643.75
29	Student Transportation			4,331.40					4,331.40
30	Other Support Services								
31	Food Service Operations								
32	Other Enterprise Operations								
33	Community Service Operations								
34	Facilities Acquisition and Construction								
35	Debt Service								
36	Interagency Flowthrough								
37	Interfund Transfers Out								
38	Special Items								
39	Extraordinary Items								
40	Loss on Disposition of Capital Assets								
41	Downward Adjustments to Beginning Fund Balance								
42	TOTAL EXPENDITURES AND OTHER FINANCING USES & Downward Prior Pd Adj	2,523,404.60	1,094,823.12	12,866.13	48,569.61	2,643.75			3,682,307.21



Iowa Department of Education



Central Rivers AEA

FY 2018 - Expenditures by Fund, by Function, by Object - AEA JH Inst Fund

		SALARIES	EMPLOYEE BENEFITS	PURCHASED SERVICES	SUPPLIES	PROPERTY	MISCELLANEOUS OBJECTS	OTHER ITEMS	TOTAL EXPENDITURES AND OTHER FINANCING USES
1	Instruction	880,202.88	297,839.62	1,581.16	66,575.13				1,246,198.79
2	Attendance and Social Work Services								
3	Guidance Services								
4	Health Services								
5	Psychological Services								
6	Speech Pathology & Audiology Services								
7	Occupational Therapy Related Services								
8	Physical Therapy Related Services								
9	Visually Impaired/Vision Services								
10	Other Student Support Services								
11	Improvement of Instruction Services	744.96	151.66	4,703.32					5,599.94
12	Library Media Services								
13	Instruction-Related Technology Services								
14	Academic Student Assessment Services								
15	Other Instructional Staff Support Services								
16	Board of Education Services								
17	Executive Administration Services			7,695.06	135.59				7,830.65
18	Special Area Administration Services	91,335.42	24,390.75						115,726.17
19	School Administration Services								
20	Business Administration Fiscal Services								
21	Purchasing, Warehousing, and Distributing Services								
22	Printing, Publishing, and Duplicating Services								
23	Planning, Research, Development, and Evaluation Services								
24	Public Information Services								
25	Personnel Services								
26	Administration Technology Services								
27	Other Business Administration Services								
28	Operation and Maintenance of Plant Services			15,760.02					15,760.02
29	Student Transportation								
30	Other Support Services								
31	Food Service Operations								
32	Other Enterprise Operations								
33	Community Service Operations								
34	Facilities Acquisition and Construction								
35	Debt Service								
36	Interagency Flowthrough								
37	Interfund Transfers Out								
38	Special Items								
39	Extraordinary Items								
40	Loss on Disposition of Capital Assets								
41	Downward Adjustments to Beginning Fund Balance								
42	TOTAL EXPENDITURES AND OTHER FINANCING USES & Downward Prior Pd Adj	972,283.26	322,382.03	29,739.56	66,710.72				1,391,115.57



Iowa Department of Education



Central Rivers AEA

FY 2018 - Expenditures by Fund, by Function, by Object - Other Capital Project Funds

		SALARIES	EMPLOYEE BENEFITS	PURCHASED SERVICES	SUPPLIES	PROPERTY	MISCELLANEOUS OBJECTS	OTHER ITEMS	TOTAL EXPENDITURES AND OTHER FINANCING USES
1	Instruction								
2	Attendance and Social Work Services								
3	Guidance Services								
4	Health Services								
5	Psychological Services								
6	Speech Pathology & Audiology Services								
7	Occupational Therapy Related Services								
8	Physical Therapy Related Services								
9	Visually Impaired/Vision Services								
10	Other Student Support Services								
11	Improvement of Instruction Services								
12	Library Media Services								
13	Instruction-Related Technology Services								
14	Academic Student Assessment Services								
15	Other Instructional Staff Support Services								
16	Board of Education Services								
17	Executive Administration Services								
18	Special Area Administration Services								
19	School Administration Services								
20	Business Administration Fiscal Services								
21	Purchasing, Warehousing, and Distributing Services								
22	Printing, Publishing, and Duplicating Services								
23	Planning, Research, Development, and Evaluation Services								
24	Public Information Services								
25	Personnel Services								
26	Administration Technology Services			65,780.75	1,830.19				67,610.94
27	Other Business Administration Services								
28	Operation and Maintenance of Plant Services								
29	Student Transportation								
30	Other Support Services								
31	Food Service Operations								
32	Other Enterprise Operations								
33	Community Service Operations								
34	Facilities Acquisition and Construction			345,047.64					345,047.64
35	Debt Service								
36	Interagency Flowthrough								
37	Interfund Transfers Out								
38	Special Items								
39	Extraordinary Items								
40	Loss on Disposition of Capital Assets								
41	Downward Adjustments to Beginning Fund Balance								
42	TOTAL EXPENDITURES AND OTHER FINANCING USES & Downward Prior Pd Adj			410,828.39	1,830.19				412,658.58



Iowa Department of Education



Central Rivers AEA

FY 2018 - Expenditures by Fund, by Function, by Object - Debt Service Fund

		SALARIES	EMPLOYEE BENEFITS	PURCHASED SERVICES	SUPPLIES	PROPERTY	MISCELLANEOUS OBJECTS	OTHER ITEMS	TOTAL EXPENDITURES AND OTHER FINANCING USES
1	Instruction								
2	Attendance and Social Work Services								
3	Guidance Services								
4	Health Services								
5	Psychological Services								
6	Speech Pathology & Audiology Services								
7	Occupational Therapy Related Services								
8	Physical Therapy Related Services								
9	Visually Impaired/Vision Services								
10	Other Student Support Services								
11	Improvement of Instruction Services								
12	Library Media Services								
13	Instruction-Related Technology Services								
14	Academic Student Assessment Services								
15	Other Instructional Staff Support Services								
16	Board of Education Services								
17	Executive Administration Services								
18	Special Area Administration Services								
19	School Administration Services								
20	Business Administration Fiscal Services								
21	Purchasing, Warehousing, and Distributing Services								
22	Printing, Publishing, and Duplicating Services								
23	Planning, Research, Development, and Evaluation Services								
24	Public Information Services								
25	Personnel Services								
26	Administration Technology Services								
27	Other Business Administration Services								
28	Operation and Maintenance of Plant Services								
29	Student Transportation								
30	Other Support Services								
31	Food Service Operations								
32	Other Enterprise Operations								
33	Community Service Operations								
34	Facilities Acquisition and Construction								
35	Debt Service						475,343.22		475,343.22
36	Interagency Flowthrough								
37	Interfund Transfers Out								
38	Special Items								
39	Extraordinary Items								
40	Loss on Disposition of Capital Assets								
41	Downward Adjustments to Beginning Fund Balance								
42	TOTAL EXPENDITURES AND OTHER FINANCING USES & Downward Prior Pd Adj						475,343.22		475,343.22



Iowa Department of Education



Central Rivers AEA

FY 2018 - Expenditures by Fund, by Function, by Object - Internal Service Funds

		SALARIES	EMPLOYEE BENEFITS	PURCHASED SERVICES	SUPPLIES	PROPERTY	MISCELLANEOUS OBJECTS	OTHER ITEMS	TOTAL EXPENDITURES AND OTHER FINANCING USES
1	Instruction								
2	Attendance and Social Work Services								
3	Guidance Services								
4	Health Services								
5	Psychological Services								
6	Speech Pathology & Audiology Services								
7	Occupational Therapy Related Services								
8	Physical Therapy Related Services								
9	Visually Impaired/Vision Services								
10	Other Student Support Services								
11	Improvement of Instruction Services								
12	Library Media Services								
13	Instruction-Related Technology Services								
14	Academic Student Assessment Services								
15	Other Instructional Staff Support Services								
16	Board of Education Services								
17	Executive Administration Services								
18	Special Area Administration Services								
19	School Administration Services								
20	Business Administration Fiscal Services		305,457.44						305,457.44
21	Purchasing, Warehousing, and Distributing Services								
22	Printing, Publishing, and Duplicating Services								
23	Planning, Research, Development, and Evaluation Services								
24	Public Information Services								
25	Personnel Services			330,521.28					330,521.28
26	Administration Technology Services								
27	Other Business Administration Services								
28	Operation and Maintenance of Plant Services								
29	Student Transportation								
30	Other Support Services								
31	Food Service Operations								
32	Other Enterprise Operations								
33	Community Service Operations								
34	Facilities Acquisition and Construction								
35	Debt Service								
36	Interagency Flowthrough								
37	Interfund Transfers Out								
38	Special Items								
39	Extraordinary Items								
40	Loss on Disposition of Capital Assets								
41	Downward Adjustments to Beginning Fund Balance								
42	TOTAL EXPENDITURES AND OTHER FINANCING USES & Downward Prior Pd Adj		305,457.44	330,521.28					635,978.72



Iowa Department of Education



Central Rivers AEA

FY 2018 - Expenditures by Fund, by Function, by Object - Trust Funds

		SALARIES	EMPLOYEE BENEFITS	PURCHASED SERVICES	SUPPLIES	PROPERTY	MISCELLANEOUS OBJECTS	OTHER ITEMS	TOTAL EXPENDITURES AND OTHER FINANCING USES
1	Instruction								
2	Attendance and Social Work Services								
3	Guidance Services								
4	Health Services								
5	Psychological Services								
6	Speech Pathology & Audiology Services								
7	Occupational Therapy Related Services								
8	Physical Therapy Related Services								
9	Visually Impaired/Vision Services								
10	Other Student Support Services								
11	Improvement of Instruction Services								
12	Library Media Services								
13	Instruction-Related Technology Services								
14	Academic Student Assessment Services								
15	Other Instructional Staff Support Services								
16	Board of Education Services								
17	Executive Administration Services								
18	Special Area Administration Services								
19	School Administration Services								
20	Business Administration Fiscal Services								
21	Purchasing, Warehousing, and Distributing Services								
22	Printing, Publishing, and Duplicating Services								
23	Planning, Research, Development, and Evaluation Services								
24	Public Information Services								
25	Personnel Services								
26	Administration Technology Services								
27	Other Business Administration Services								
28	Operation and Maintenance of Plant Services								
29	Student Transportation								
30	Other Support Services								
31	Food Service Operations								
32	Other Enterprise Operations								
33	Community Service Operations								
34	Facilities Acquisition and Construction								
35	Debt Service								
36	Interagency Flowthrough								
37	Interfund Transfers Out							15,546.86	15,546.86
38	Special Items								
39	Extraordinary Items								
40	Loss on Disposition of Capital Assets								
41	Downward Adjustments to Beginning Fund Balance								
42	TOTAL EXPENDITURES AND OTHER FINANCING USES & Downward Prior Pd Adj							15,546.86	15,546.86

Central Rivers Area Education Agency

TREASURER'S RECONCILIATION REPORT

June 30, 2018

Operating Account			Cedar Valley Promise		
Wells Fargo Checking Account	\$3,686,123.00		Wells Fargo Checking Account	\$284,485.98	
Wells Fargo Sweep Account	\$9,980,999.10				
Lincoln Savings Bank Money Market	\$2,690,519.71				
Farmer's State Bank CD	\$674,192.01				
Treasurer's Balance June 30, 2018		<u>\$17,031,833.82</u>	Treasurer's Balance June 30, 2018		<u>\$284,485.98</u>
Secretary Annual Report			Secretary Annual Report		
Wells Fargo Checking	\$957,349.39		Cedar Valley Promise (92)	<u>\$284,485.98</u>	
Lincoln Savings Money Market	\$2,690,519.71		Secretary Balance June 30, 2015		\$284,485.98
Investments - Sweep	\$7,201,029.14				
Farmers State Bank CD	\$674,192.01		Difference to Account For:		
River Hills	\$0.00		Outstanding Warrants	\$0.00	
Juvenile Home	\$77,798.33		Interfund transfer in transit	\$0.00	
Self-Funded Insurance	\$1,242,034.86		Deposits in transit	<u>\$0.00</u>	
Flex Account	\$126,819.63				\$0.00
Secretary Balance June 30, 2015		\$12,969,743.07	Secretary's Balance June 30, 2018		<u>\$284,485.98</u>
Difference to Account For:			Difference to Account For:		
Outstanding Warrants	\$1,282,120.80		Outstanding Warrants	\$0.00	
NSF Returns	\$0.00		Interfund transfer in transit	\$0.00	
Deposits in transit	\$2,779,969.96		Deposits in transit	<u>\$0.00</u>	
		\$4,062,090.76			
Secretary's Balance June 30, 2018		<u>\$17,031,833.83</u>			

River Hills Foundation					
Wells Fargo Checking Account	\$62,961.87				
Treasurer's Balance June 30, 2018		<u>\$62,961.87</u>			
Secretary Annual Report			Board Treasurer _____ Date _____		
Rivers Hills Foundation (91)	<u>\$62,961.87</u>				
Secretary Balance June 30, 2015		\$62,961.87			
Difference to Account For:			Board Secretary _____ Date _____		
Outstanding Warrants	\$0.00				
NSF Returns	\$0.00				
Deposits in transit	<u>\$0.00</u>				
		\$0.00			
Secretary's Balance June 30, 2018		<u>\$62,961.87</u>			
			Board President _____		Date _____

AGENDA ITEM #5

Retirement of the 2017-18 Board and Adjournment

2018-2019 BOARD

1. Call to Order
2. Approval of Agenda
3. Administer Oath of Office to Newly Elected Board Members
4. Election of President & Vice-President – Administer Oath of Office
5. Appoint Board Secretary and Board Treasurer – Administer Oath of Office
6. Set Board Meeting Dates & Times for 2018-19
7. Committee Appointments for 2018-19
8. Name Depository Banks & Establish Limits for 2018-19
9. Establish Legal Counsel for 2018-19
10. Early Retirement Notification Incentive for 2018-19
11. First Reading of Updates to Board Policies
12. INspired Leadership
13. Reports to/from Board
14. Adjourn

AGENDA ITEM #1

The Chief Administrator will call the meeting of the 2018-19 Board to order

AGENDA ITEM #2

Approval of Agenda

ACTION

RECOMMENDATION

Approve the agenda as presented.

AGENDA ITEM #3

Administer Oath of Office to Newly Elected Board Members

ACTION

INFORMATION

The Oath of Office will be administered to newly elected board members, if needed.

AGENDA ITEM #4

Election of President and Vice President – Administer Oath of Office

ACTION

INFORMATION

The Board will elect a President for 2018-19 with the Chief Administrator conducting the election process. Once the election is completed, the Oath of Office will be administered to the newly elected President, who will then assume the Chair.

The Board will elect a Vice-President for 2018-19 and the Oath of Office will be administered to the newly elected Vice-President.

AGENDA ITEM #5

Appoint Board Secretary and Board Treasurer - Administer Oath of Office

ACTION

INFORMATION

The Board will appoint a Board Secretary & Board Treasurer for 2018-19. The current Board Secretary is Lori Thomas and the current Board Treasurer is Michael Kalvig. Both are willing to accept appointment to their respective offices for 2018-19. The Oath of Office will be administered to both the Secretary and Treasurer.

RECOMMENDATION

It is recommended that the Board appoint Lori Thomas as Board Secretary and Michael Kalvig as Board Treasurer.

AGENDA ITEM #6

Set Meeting Dates and Times for 2018-19 Board Meetings

ACTION

INFORMATION

Board meetings are traditionally held on the first Wednesday of each month beginning at 6:00 p.m. Following with this tradition, with two exceptions, the Board meetings will fall on the following dates at 6:00 pm:

- November 7, 2018
- December 5, 2018
- January 2, 2019
- February 6, 2019
- March 6, 2019
- April 1, 2019*
- May 1, 2019
- June 5, 2019
- July 24, 2019*
- September 4, 2019
- October 2, 2019

*Exceptions to the first Wednesday are:

- Monday, April 1, 2019, which is the joint meeting with the area community colleges, and
- Wednesday, July 24, 2019, which is the combined July and August meeting.

RECOMMENDATION

Set the meeting dates and times to best meet the needs of the Board for 2018-19.

AGENDA ITEM #7

Committee Appointments for 2018-19

ACTION

INFORMATION

The Board members currently serving on committees are as follows:

- Iowa AEA Board: Dr. Debra Rich
- Central Rivers AEA Audit Committee: Bryan Burton and Dr. George North
- Central Rivers AEA Facility Committee: David Giese and Dr. George North

RECOMMENDATION

Appoint and approve committee appointments for 2018-19.

AGENDA ITEM #8

Name Depository Banks and Establish Limits for 2018-19

ACTION

INFORMATION

Central Rivers AEA currently has four Depository Banks and they are as follows:

- Wells Fargo with a limit not to exceed \$15,000,000 (fifteen million)
- Wells Fargo LLC with a limit not to exceed \$10,000,000 (ten million)
- Lincoln Savings Bank with a limit not to exceed \$5,000,000 (five million)
- Farmers State Bank with a limit not to exceed \$5,000,000 (five million)

RECOMMENDATION

Approve the current depository banks, keeping the current limits.

AGENDA ITEM #9

Establish Legal Counsel for 2018-19

ACTION

INFORMATION

Steve Weidner of Swisher and Cohrt is currently serving as Central Rivers AEA Legal Counsel.

RECOMMENDATION

Appoint Swisher and Cohrt as Legal Counsel for 2018-19.

AGENDA ITEM #10

Early Retirement Notification Incentive for 2018-19

ACTION

INFORMATION

Information will be shared with the board regarding an early retirement notification incentive for Administrative Staff, Certified Staff, and Non-Union Support Staff.

RECOMMENDATION

Approve the Early Retirement Notification Incentive for the above named staff for 2018-19.



CENTRAL RIVERS AREA EDUCATION AGENCY

Sam Miller, Chief Administrator

1521 Technology Parkway

Cedar Falls, IA 50613

1-800-542-8375

October 3, 2018

To: Board of Directors

From: Sam Miller, Chief Administrator

Re: Early Notification Incentive for Certified, NUSS, and Administrative Staff for 2018-19

To support a timely staff replacement selection process and assist in budget planning, I recommend an incentive be provided for Certified, NUSS, and Administrative Staff who provide early notification of their intent to resign or retire at the end of the 2018-19 work year.

The proposed incentive would be administered as follows:

- 1) Commitments of separation by resignation or retirement at the end of the 2018-19 work year submitted by Certified, NUSS, or Administrative Staff, and
- 2) Received in the Human Resources Office between October 8, 2018, and December 3, 2018, and
- 3) Accepted by the Board no later than the regular meeting on December 5, 2018,
- 4) Will receive an early notification incentive payment of \$1,500 to be payable June 20, 2019,
- 5) Subject to the employee fulfilling their individual employment contract obligations for the 2018-19, work year. Retirees that separate prior to the end of the 2018-19 calendar year are not eligible for the early notification incentive.
- 6) This incentive is not offered to CWA.

AGENDA ITEM #11

First Reading of Updates to Board Policies

ACTION

INFORMATION

Karl Kurt will share the proposed updates to the following Board Policies:

- 405.1 Sick Leave
- 405.3 Bereavement Leave
- 405.4 Medical Emergency Leave

RECOMMENDATION

Approve the first reading of updates to Board Policies 405.1, 405.3, and 405.4.

Note: See Administrative Guidelines for regular classified and certified employee leave provisions.

Sick Leave

Accumulated Benefits

All full-time employees shall be entitled to fifteen (15) sick leave days for each working year as of the first official day of said school year whether or not they report for duty that day. Unused sick leave days shall be accumulated from year to year with a maximum accumulation of one hundred fifty (150) days.

Sick leave days shall be allotted proportionally for all regular part-time employees. Employees working less than 1.0 FTE, based on hire date, shall receive days in proportion to their FTE.

Planned leaves should be submitted at least two (2) working days in advance, except in cases of emergency.

Long-term Illness

An employee new to the Agency may have additional paid sick leave days in addition to the regular sick leave allotment, when the employee has a serious illness, injury, or disability. Such serious illness, injury, or disability is defined as that requiring continuing treatment by a licensed physician for a period exceeding six (6) consecutive school days, one or more of which exceeds the regular sick leave allotment. These long-term illness days are noncumulative. Application for the additional days for long-term illness may be filed with the Human Resources Office when the need arises.

An employee having accumulated one hundred fifty (150) days and utilizing all one hundred fifty (150) days for a serious illness, injury, or disability and returning to active employment status may have additional paid sick leave days in addition to the regular sick leave allotment when the employee has another serious illness, injury or disability. Such serious illness, injury, or disability is defined as that requiring continuing treatment by a licensed physician for a period exceeding six (6) consecutive school days, one or more of which exceeds the regular sick leave allotment. These long-term illness days are noncumulative. Application for the additional days for long-term illness may be filed with the Human Resources Office when the need arises.

Long-term illness Days Schedule

First year – Thirty (30) Work Days Continuous Illness

Second year – Twenty (20) Work Days Continuous Illness

Third year – Ten (10) Work Days Continuous Illness

Use of Sick Leave for Child, Parent or Spouse ~~or Domestic Partner Illness~~

Up to **seven** five days of **your own** sick leave may be used by the employee to care for a sick child/step-child, parent/step-parent, or spouse, ~~or domestic partner.~~

Medical Emergency Leave (deducted from your sick leave bank)

- a. In the event of any one of the following occurrences, medical emergency leave is available as stipulated in paragraph b., below. A request for medical emergency leave must be submitted and include a written statement explaining their need for this leave based on the occurrences below. If necessary, prior to final approval, the Human Resources office may request additional information from employees or other sources (such as health/medical personnel) verifying the need for this leave. The occurrences are:
 - (1) An emergency situation requiring medical attention.
Emergency is defined as: an unforeseen combination of circumstances or the resulting state that calls for immediate action.
 - (2) Any surgical procedure requiring general anesthetic, as needed, up to one (1) day.
 - (3) Critical illness (life threatening) situation.
- b. A leave of absence of up to five (5) contract days per contract year may be granted in case of a medical emergency of a member of the immediate family (employee's spouse, child, son-in-law, daughter-in-law, parent, mother-in-law, father-in-law, brother, sister, brother-in-law, sister-in-law, grandparents, grandchildren, including equivalent step family members, and any other member of the immediate household), and an additional five (5) contract days per contract year may be granted by the Human Resources Director. Not subject to grievance.
- c. Days used for medical emergency will be deducted from your sick leave bank.

Notification of Accumulation

Employees shall be given a copy of a written accounting of accumulated sick leave upon request.

Medical Leave for Doctor's Appointments

Medical appointments which are made during the regularly contracted or defined work day can be taken in fifteen minute increments.

Medical Leave

Sick leave usage in excess of six (6) successive days shall require medical documentation of the physical or mental disability necessitating such leave. The leave form shall designate the day the leave was to begin as well as an actual or projected date of return to work. If the employee is unable to return to work on the day designated, further medical documentation shall be required.

Leave forms shall be available in the Human Resources Office and should be returned there with the doctor's signature.

Adopted: 03-13-03_ Amended: 08-05-09_ Amended: 09-12-12_ Reviewed: 02-05-14_
Amended: 08-12-15_ Amended: 07-12-17_ Amended:

Bereavement Leave

Up to five (5) days of leave shall be granted at any one time in the event of death of an employee's spouse, child, son-in-law, daughter-in-law, parent, mother-in-law, father-in-law, brother, sister, brother-in-law, sister-in-law, grandparents, grandchildren, **niece, nephew**, including equivalent step family members, and any other member of the immediate household. Under extenuating circumstances, an additional five (5) days may be granted by the Administrator, not subject to grievance.

Employees shall be granted sufficient time to attend the funeral services not exceeding one (1) day in the event of death of a friend or relative outside the employee's immediate family as defined in the paragraph above. **Additional time may be granted depending on circumstances.**

Adopted: 03-13-03
Reviewed: 02-05-14
Reviewed: 07-12-17
Amended:

Medical Emergency Leave

REMOVE POLICY:

Moved to and now included in policy number 405.1. Is now part of and deducted from your personal sick leave bank.

Adopted: 03-13-03
Reviewed: 02-05-14
Amended: 07-12-17
Amended:

AGENDA ITEM #12

INspired Leadership

ACTION

INFORMATION

The board held a work session before the regular meeting in order to learn more about INspired Leadership training.

RECOMMENDATION

Approve INspired Leadership training for the agency.

AGENDA ITEM #13

Reports to Board

- Administrative
- Service Areas
- Board Members
- Other

AGENDA ITEM #14

Adjourn