

www.centralriversaea.org

# CENTRAL RIVERS AEA

## BOARD OF DIRECTORS' MEETING



### OCTOBER 4, 2017

### 2016-17 BOARD





**CENTRAL RIVERS AEA BOARD OF DIRECTORS MEETING**  
**1521 Technology Parkway, Cedar Falls, Iowa**  
**October 4, 2017**  
**6:00 P.M.**

**AGENDA FOR 2016-17 BOARD**

1. Call to Order – Welcome Visitors
2. Approval of Agenda
3. Approval of Consent Agenda
4. Review of Election Results
5. Retirement and Adjournment of the 2016-17 Board

**Our Promise to our Educational Partners:**

*Central Rivers AEA will provide educational leadership, services and support to the children, families and educators we serve to build their capacity to positively impact and increase student achievement*

**AGENDA ITEM #1**

Call to Order – Welcome Visitors

**ACTION**

**RECOMMENDATION:**

The Board President will call the meeting to order.

**AGENDA ITEM #2**

Approval of Agenda

**ACTION**

**RECOMMENDATION:**

Approve the agenda as presented.



### **AGENDA ITEM #3**

Approval of Consent Agenda

### **ACTION**

#### **INFORMATION:**

The following consent agenda items are available for review:

- Minutes from the September 6, 2017, Board Meeting
- Monthly Claims
- Monthly Financial Report
- Human Resources Report
- Amendment to the Itinerant Teacher Service Agreement
- Amendment to the Orientation & Mobility Services Agreement

Both of the above amendments reflect a decrease in the number of days of service in the agreements between the Agency and the Iowa Educational Services for the Blind and Visually Impaired.

#### **RECOMMENDATION:**

Approve the Consent Agenda as presented.

**CENTRAL RIVERS AEA BOARD OF DIRECTORS WORK SESSION**  
**1521 Technology Parkway – Cedar Falls, Iowa**  
**September 6, 2017 – 4:30 p.m.**

**CALL TO ORDER – WORK SESSION**

Board President, Dr. Debra Rich called the Central Rivers AEA Board of Directors Work Session to order at 4:35 p.m. Board members present were: Bryan Burton; Dennis Craun, Jr.; David Giese entered the Work Session at 4:40 pm; Maureen Hanson; Dr. Darshini Jayawardena entered the Work Session at 4:42 pm; Roberta Kraft-Abrahamson joined via Zoom at 4:38 pm and left the Work Session at 4:43 pm; and Dr. George North. Absent was Richard Vande Kieft. Also present were Sam Miller, Chief Administrator; and Lori Thomas, Board Secretary.

**WORK SESSION – CHIEF ADMINISTRATOR’S PD PLAN**

Sam Miller explained to the Board his new professional development plan format that will allow for improved feedback to be shared with the Board. His plan will be similar to the type of PD plan that Cabinet members and other administrators are evaluated by. Sam shared with the Board his progress to date regarding his goals.

Sam has been instrumental in implementing Lead, Inspire, Innovate, the professional learning series for educators. He is working at bringing in nationally known speakers to the monthly Superintendents’ Meetings in order to better impact district leadership. Sam is overseeing the development and implementation of MTSS, which is designed to meet the behavior and mental health needs of students. Sam is continuing to lead a positive culture in the Agency through increased visibility and communication with all employees, as well as LEAs.

Along with participating in all Lead, Inspire, Innovate professional development, Sam is attending regional and national conferences in order to increase his learning and develop himself further in order to continue to lead by example. Sam will continue to keep the Board apprised of his ongoing progress in all goal areas.

**ADJOURNMENT**

**Respectfully Submitted,**

Lori Thomas, Central Rivers AEA Board Secretary

Dr. Debra Rich, Central Rivers AEA Board President

**CENTRAL RIVERS AEA BOARD OF DIRECTORS MEETING**  
**1521 Technology Parkway – Cedar Falls, Iowa**  
**September 6, 2017 – 6:00 p.m.**

**CALL TO ORDER – WELCOME VISITORS**

Board President, Dr. Debra Rich called the Central Rivers AEA Board of Directors Meeting to order at 6:07 p.m. Board members present were: Bryan Burton, Dennis Craun, Jr., David Giese, Maureen Hanson, Dr. Darshini Jayawardena, Dr. George North, and Richard Vande Kieft. Absent was Roberta Kraft-Abrahamson. Others present were Sam Miller, Chief Administrator; Lori Thomas, Board Secretary; Karl Kurt, Assistant Chief Administrator; David Nicholson, Chief Financial Officer; Beth Strike; Dr. Julie Davies; Dr. Mary Stevens; Amy Knupp; Dr. Jon McKenzie; Dr. Jerry Schnabel; and Rod Ball.

**REVIEW AND APPROVAL OF AGENDA**

A motion was made by Dr. George North and seconded by Bryan Burton to approve the agenda as presented. Motion carried unanimously.

**REVIEW AND APPROVAL OF CONSENT AGENDA**

A motion was made by Maureen Hanson and seconded by David Giese to approve the consent agenda as presented. Motion carried unanimously.

**PROGRAM REVIEW: MTSS**

Dr. Mary Stevens presented information regarding the development of a MTSS framework for supporting social, emotional, behavioral and mental health needs of students. The goal is to center strong leadership with the following foundational themes: empathetic learning environments, access resources through community partnerships, focus on learner evidence, and promote youth engagement in school and community. Dr. Stevens gave credit to Amy Moine, Director of Professional Learning for her work on helping develop the professional learning opportunities for MTSS.

**EARLY RETIREMENT INCENTIVE PROGRAM**

The Early Retirement Incentive Program was approved on a motion by David Giese and seconded by Bryan Burton. Motion carried unanimously.

**BOARD POLICY 205.1**

Board Policy 205.1 was approved on a motion by Maureen Hanson and seconded by Bryan Burton. Motion carried unanimously.

**SELECT THE 2017-18 CENTRAL RIVERS AEA DELEGATE AND ALTERNATIVE TO IASB**

Richard Vande Kieft was selected as the delegate to IASB, David Giese was selected as the alternate, and David Giese was selected as the Legislative Action Network representative on a motion by Maureen Hanson and seconded by Bryan Burton. Motion carried unanimously.

## **CERTIFIED ANNUAL REPORT**

The Certified Annual Report was accepted as a draft on a motion by Dr. George North and seconded by Richard Vande Kieft. Motion carried unanimously.

## **IOWA ONLINE PROFESSIONAL DEVELOPMENT SYSTEM AGREEMENT**

The first amendment to the Iowa Online Professional Development System Agreement was approved on a motion by David Giese and seconded by Bryan Burton. Motion carried unanimously.

## **REPORTS TO/FROM THE BOARD**

### **Dr. Jerry Schnabel's Report**

Jerry shared that moving Media to the Marshalltown office went well and he recognized Cheryl Carruthers, Deb Culp, and the Media staff for their hard work. Jerry reported that the longer routes are working well.

### **Dr. Jon McKenzie's Report**

Jon reported that the Every Student Succeeds Act (ESSA) has replaced No Child Left Behind program. Input is still being collected by the Iowa Department of Education and Jon will share future updates.

### **Dr. Julie Davie's Report**

Julie shared that there were 150 educators attending both the two sessions presented by George Couros today and Manny Scott will be presenting on October 4<sup>th</sup>. These speakers are part of the Lead, Inspire, Innovate series.

### **Beth Strike's Report**

Beth shared the news that the agency was recognized with an Award of Excellence for two public relations entries. She also shared the PSA video that was developed with Grant Wood AEA and the Iowa AEA system.

### **Karl Kurt's Report**

Karl reported to the board that there was an overwhelming consensus among staff that the All-Staff meeting was a great success and many positive comments regarding staff being under one roof in Cedar Falls were heard.

### **Sam Miller's Report**

Sam shared the news that Brent Siegrist, Executive Director of Iowa's AEAs will be retiring in December of this year. Tom Lane, AEA Legislative Liaison will serve in Brent's role until his planned retirement in June 2018. Sam invited the Board to attend the Open House on September 8, 2017. He shared that the November Board Meeting will be held in the Marshalltown office in order for the Board to take a tour and see the new renovations.

**ADJOURNMENT**

The meeting was declared adjourned at 8:00 p.m. by President Dr. Debra Rich on a motion by David Giese and seconded by Dr. George North. Motion carried unanimously.

**Respectfully Submitted,**

Lori Thomas, AEA 267 Board Secretary

Dr. Debra Rich, AEA 267 Board President

## Central Rivers Area Education Agency

### IA - Warrants Paid Listing

Criteria

Date Range: 08/31/2017 - 09/27/2017

Fiscal Year: 2017-2018

Vendor Name	Description	Check Total
<b>Fund: Capital Project</b>		
Hawkeye Alarm & Signal Co	CF New Building Construction	\$10,440.00
Hay Construction Services, Inc.	Marshalltown Bulding Improvements	\$7,918.00
Kapaun & Brown Inc	Marshalltown Bulding Improvements	\$705.23
Peters Construction	CF New Building Construction	\$125,275.31
Strand's Inc.	Marshalltown Bulding Improvements	\$553.20
Young Plumbing & Heating Co	Cap Proj Foundation	\$49,300.00
<b>Fund Total:</b>		<b>\$194,191.74</b>
<b>Fund: Cedar Valley Promise (CVP)</b>		
Allen Women's Health Dept	School Ready Purch- State	\$1,243.58
Black Hawk County Health Dept	Early Child Purch Serv- State	\$4,861.09
Cedar Valley Preschool Center	School Ready Purch- State	\$646.00
Central Iowa Detention Center	Early Child Purch Serv- State	\$316.32
Central Iowa Detention Center	School Ready Purch- State	\$587.43
Community United Child Care	School Ready Purch- State	\$3,287.00
Exceptional Persons Inc	Early Child Purch Serv- State	\$30,906.26
Family & Children's Council	School Ready Purch- State	\$1,222.32
Grin And Grow Ltd	School Ready Purch- State	\$5,415.00
Iowa AEYC	Early Child Purch Serv- State	\$2,533.04
Rite Price Office Supply, Inc.	Early Child General Supplies- State	\$69.27
Rite Price Office Supply, Inc.	School Ready General Supplies- State	\$69.27
Waterloo Center For The Arts	School Ready Purch- State	\$244.00
<b>Fund Total:</b>		<b>\$51,400.58</b>
<b>Fund: Dental Self-Insurance</b>		
Delta Dental - Self Funded Payroll	Dental Self-Insurance Premium	\$20,145.10
Delta Dental - Self Funded Payroll	Dental Self-Insurance Third Party Admin Fee	\$2,352.90
<b>Fund Total:</b>		<b>\$22,498.00</b>
<b>Fund: General Fund</b>		
Adelmund, Kimberly S	Early Childhood - Reimbursable Travel	\$279.43
Advanced Systems Inc.	Print/Graph Maint Agreemt/Repair	\$4,125.15
Advanced Systems Inc.	Print/Graph Meeting/Oper Supplies	\$1,616.53
After Five Janitorial	Marshalltown Building Maint Service	\$1,580.00
AGI Repair	Equipment Repair General Supplies	\$974.00
Albertson, Jody L	SPED Admin - Reimbursable Travel	\$1,283.67
Aldrich-Duden, Karen J	SPED Admin - Reimbursable Travel	\$427.52
Alliant Energy	Marshalltown Electric	\$3,340.18
AmericInn of Cedar Falls	Psychology - Travel	\$218.40
AmericInn of Cedar Falls	Social Work - Travel	\$145.60
AmericInn of Clear Lake	Curriculum Consultant - Travel	\$72.80
Americinn of Johnston	Curriculum Consultant - Travel	\$72.80
Apple Inc.	Equipment Repair General Supplies	\$12,446.50
Aramark Uniform	Oper/Maint Building Supplies	\$601.30
Arch Chemicals, Inc.	River Hills Building/Maint Supplies	\$606.55
Arch Chemicals, Inc.	River Hills Maint Vehicle Supplies	\$158.63

## Central Rivers Area Education Agency

### IA - Warrants Paid Listing

Criteria

Date Range: 08/31/2017 - 09/27/2017

Fiscal Year: 2017-2018

Vendor Name	Description	Check Total
Ascherl, Elizabeth M	Speech - Reimbursable Travel	\$179.60
ASI Flex Spending Acct - Payroll	Central Support Consult Services	\$570.50
Automatic Door Group	Oper/Maint Building Maint/Repair	\$534.98
Backer, Briana R	Speech - Reimbursable Travel	\$196.17
Bagge, Shyla K	Work Experience - Reimbursable Travel	\$620.79
Baker, Cindy S	SPED Admin - Reimbursable Travel	\$53.13
Baker, Kelsey M	Psychology - Reimbursable Travel	\$15.98
Baumgartner, Taylor R	Psychology - Reimbursable Travel	\$409.26
Beck, Kelly Jo	Psychology - Reimbursable Travel	\$53.43
Beierschmitt, Allyssa A	Early Childhood - Reimbursable Travel	\$214.93
Berding, Elissa J	Early Childhood - Reimbursable Travel	\$125.91
Berding, Gerilynn A	SPED Consultant - Reimbursable Travel	\$102.19
Berthelsen, Anne	Psychology - Reimbursable Travel	\$41.14
Best, Sarah J	Speech - Reimbursable Travel	\$75.78
Bienfang-Lee, Kandice A	Social Work - Reimbursable Travel	\$331.52
Black Hawk County Treasurer	Oper/Maint Building Supplies	\$75,501.60
Black Hawk Roofing Company	Oper/Maint Building Maint/Repair	\$538.70
Black Hawk Waste Disposal	Oper/Maint Building Maint Service	\$186.90
Black Hawk Waste Disposal	River Hills Building/Maint Service	\$294.00
Blohm, Melissa A	Curriculum Consultant - Reimbursable Travel	\$181.74
Boeck, Diana T	Early Childhood - Reimbursable Travel	\$87.36
Boeck, Diana T	Early Childhood - Reimbursable Travel	\$186.85
Bohnenkamp, Jane K	Audiology - Reimbursable Travel	\$248.56
Boos, Kallie M	Speech - Reimbursable Travel	\$59.57
Boots, Douglas A	Speech - Reimbursable Travel	\$111.37
Bowers, Kelsey J	Curriculum Consultant - Reimbursable Travel	\$313.46
Brandau, Jacqueline L	Early Childhood - Reimbursable Travel	\$157.99
Campbell, Janine G	Speech - Reimbursable Travel	\$136.38
Canon Financial Services	Print/Graph Equipment Rental/Lease	\$1,624.00
Carruthers, Cheryl A	IT Admin - Reimbursable Travel	\$240.87
Cavner, Gail R	Early Childhood - Reimbursable Travel	\$97.05
CDW Government Inc	Cedar Falls Technology General Supplies	\$4,305.72
CDW Government Inc	Print/Graph Meeting/Oper Supplies	\$550.00
Cedar Falls Transfer Station	River Hills Building/Maint Service	\$34.91
Cedar Falls Utilities	BI Hk Det C Phone/Internet	\$67.50
Cedar Falls Utilities	IT Internet	\$675.00
Cedar Falls Utilities	River Hills Electric	\$4,202.07
Cedar Falls Utilities	River Hills Natural Gas	\$471.54
Cedar Falls Utilities	River Hills Water/Sewer	\$332.78
CenterPoint Energy	Marshalltown Natural Gas	\$273.86
Certified Languages International	IEP Interpreter/Translator Contract Services	\$120.35
Chambers, Ryan T	Social Work - Reimbursable Travel	\$16.84
Chorpening, Sara A	Speech - Reimbursable Travel	\$95.53
Christenson, Kari A	SPED Consultant - Reimbursable Travel	\$450.77
Clarke, Melissa	SPED Consultant - Reimbursable Travel	\$378.51

## Central Rivers Area Education Agency

### IA - Warrants Paid Listing

Criteria

Date Range: 08/31/2017 - 09/27/2017

Fiscal Year: 2017-2018

Vendor Name	Description	Check Total
Clear Lake Telephone Co	Clear Lake Phone/Internet	\$444.38
Collection Services Center -Payroll	Other Payroll Deduction Payable	\$1,200.00
Common Remitter/Voya - Payroll	TSA's Payable	\$16,083.28
Community Electric Inc	Oper/Maint Building Maint Service	\$55.00
Condon, Angela R	Early Childhood - Reimbursable Travel	\$276.09
Conference Technologies, Inc.	Cedar Falls Technology General Supplies	\$1,999.00
Conner, Nancy K	SPED Consultant - Reimbursable Travel	\$194.40
Cooley Pumping LLC	River Hills Building/Maint Service	\$85.00
Cooper, Jennifer L	Speech - Reimbursable Travel	\$224.81
Cowell, Michelle K	IT - Reimbursable Travel	\$93.54
Crane, Kelcy A	Audiology - Reimbursable Travel	\$72.30
Crenshaw, Anna G	Itinerant Hearing - Reimbursable Travel	\$259.30
Culp, Debra K	IT - Reimbursable Travel	\$82.51
Dankbar, Julie L	Early Childhood - Reimbursable Travel	\$177.78
Dave Burgess Consulting, Inc	Prof Learning (PD) Meeting/Oper Supplies	\$300.00
Davis, Stacey	Speech - Reimbursable Travel	\$101.19
Davis, Tara E	SPED Consultant - Reimbursable Travel	\$156.44
Davis, Terry	Technology - Reimbursable Travel	\$311.17
DeBerg, Lynn L	Speech - Reimbursable Travel	\$68.78
DeGroote, Mardith S	Early Childhood - Reimbursable Travel	\$188.96
DeMaris, Sydney R	Speech - Reimbursable Travel	\$66.45
Derifield, Natalie M	Speech - Reimbursable Travel	\$10.43
Deveraux, Katie M	SPED Consultant - Reimbursable Travel	\$177.60
DeVilbiss, Whitney	Speech - Reimbursable Travel	\$49.66
Diane Sweeney Consulting	TLC Per Pupil Contract Services	\$12,980.00
Dickerson, Richard L	IT - Reimbursable Travel	\$135.42
Diemer, Christy K	Occ Therapy - Reimbursable Travel	\$153.99
Dilger, Karen S	Prof Learning (PD) - Reimbursable Travel	\$75.85
Downey, Sarah	Social Work - Reimbursable Travel	\$52.98
Dunham, Abby J	Audiology - Reimbursable Travel	\$37.74
Dymaxion Research Ltd	MT Lending Library Contract Services	\$1,556.25
Dymaxion Research Ltd	MT Prof Library Resource Electronics	\$73.75
Eckhart Lamp, Erika J	Early Childhood - Reimbursable Travel	\$177.60
Eclipse Acoustic Solutions, Inc.	Audiology Equip > \$1999	\$41,600.00
Edgewood-Colesburg CSD	Miscellaneous	\$509.00
Ehrig, Gregory C	IT - Reimbursable Travel	\$404.41
Epley Birtwistle, Dea E	Social Work - Reimbursable Travel	\$141.49
Euken, Jolene A	Early Childhood - Reimbursable Travel	\$112.07
Fairfield Inn & Suites Des Moines West	Ed Serv Admin - Travel	\$110.88
Farnsworth, Shaelynn A	Curriculum Consultant - Reimbursable Travel	\$367.85
Fierce Inc	Prof Learning (PD) Contract Services	\$1,106.51
Folkerts, Sandra L	Social Work - Reimbursable Travel	\$229.40
Follett School Solutions, Inc.	MT Lending Library Resource Books	\$128.60
Follett School Solutions, Inc.	MT Lending Library Resource Media Technology	\$299.96
Ford, Melissa A	Social Work - Reimbursable Travel	\$105.08



## Central Rivers Area Education Agency

### IA - Warrants Paid Listing

Criteria

Date Range: 08/31/2017 - 09/27/2017

Fiscal Year: 2017-2018

Vendor Name	Description	Check Total
Foster, Patricia D	Curriculum Consultant - Reimbursable Travel	\$152.66
Foxhoven, Rebecca Jo	Speech - Reimbursable Travel	\$213.64
Friedrich, Brynn N	Early Childhood - Reimbursable Travel	\$68.60
Gallagher, Kelly Joan	Curriculum Consultant - Reimbursable Travel	\$122.25
Gannon, Margaret R	Speech - Reimbursable Travel	\$95.53
Garden, Kristen	Early Childhood - Reimbursable Travel	\$194.25
Gilson, Cortney M	Psychology - Reimbursable Travel	\$106.49
Gould, Heather D	Curriculum Consultant - Reimbursable Travel	\$435.92
Gowans, Julie A	SPED Consultant - Reimbursable Travel	\$147.63
Graven, Tina L	Curriculum Consultant - Reimbursable Travel	\$534.32
Gray, Jackie L	Curriculum Consultant - Reimbursable Travel	\$276.39
Gray, Jackie L	Work Experience - Reimbursable Travel	\$242.72
Greene, Gina S	Early Access - Reimbursable Travel	\$37.89
Gregory, Abigail G	Early Childhood - Reimbursable Travel	\$98.57
Greiner, Kaylee E	Speech - Reimbursable Travel	\$68.97
Haberman, Michelle R	Curriculum Consultant - Reimbursable Travel	\$633.81
Hanson, Amber	Speech - Reimbursable Travel	\$414.29
Harris Cleaning Service, Inc.	Oper/Maint Building Maint Service	\$3,293.62
Harris, Jaime L	Physical Therapy - Reimbursable Travel	\$417.88
Harshbarger, Melissa S	Speech - Reimbursable Travel	\$93.09
Harwood Lawn Grooming	Oper/Maint Building Maint Service	\$70.00
Hawkeye Alarm & Signal Co	Oper/Maint Building Maint Service	\$250.00
Heartland Paper	Print/Graph Meeting/Oper Supplies	\$4,534.16
Hedberg, Janet A	Speech - Reimbursable Travel	\$410.55
Heisterkamp, Patricia A	Social Work - Reimbursable Travel	\$109.15
Hennager, Krista M	Psychology - Reimbursable Travel	\$155.84
Hewlett-Packard Company	Cedar Falls Technology Computer/Printers	\$988.00
Hewlett-Packard Company	Cedar Falls Technology General Supplies	\$60.00
Hibma, Alice L	Occ Therapy - Reimbursable Travel	\$97.08
Highnam, Diane B	Speech - Reimbursable Travel	\$346.43
Hill, Michelle C	Occ Therapy - Reimbursable Travel	\$150.59
Hobbs, Kaylan M	Speech - Reimbursable Travel	\$151.92
Holmquist, Aimee J	Psychology - Reimbursable Travel	\$55.13
Honnold, Amanda A	Psychology - Reimbursable Travel	\$281.38
Hopperstad, Robin L	Speech - Reimbursable Travel	\$33.67
Howke, Brenda J	Physical Therapy - Reimbursable Travel	\$588.37
Huber, Brena S	Psychology - Reimbursable Travel	\$259.71
Huck, Tamera S	Curriculum Consultant - Reimbursable Travel	\$300.59
Huftalin, Laurie M	Social Work - Reimbursable Travel	\$147.63
Huisman, Amanda Jo	Speech - Reimbursable Travel	\$166.57
Humpal, Lindsey M	Early Childhood - Reimbursable Travel	\$266.03
Infomax Office Systems, Inc	Marshalltown Equipment Maint Agreemt/Repair	\$253.67
Infomax Office Systems, Inc	Print/Graph Equipment >\$1999	\$94,000.00
Infomax Office Systems, Inc	Print/Graph Maint Agreemt/Repair	\$255.11
Infomax Office Systems, Inc	Print/Graph Meeting/Oper Supplies	\$1,866.98

## Central Rivers Area Education Agency

### IA - Warrants Paid Listing

Criteria

Date Range: 08/31/2017 - 09/27/2017

Fiscal Year: 2017-2018

Vendor Name	Description	Check Total
Infomax Office Systems, Inc	Print/Graph Technical Services	\$3,000.00
IPERS - Payroll	IPERS Payable	\$141,610.85
IRS - 941 Payroll Taxes	Federal Withholding Tax Payable	\$112,123.10
IRS - 941 Payroll Taxes	FICA Tax Payable	\$141,784.68
ITSavvy	Technology Contract Services	\$21,739.42
J P Gasway	Print/Graph Meeting/Oper Supplies	\$10,901.72
Jaeger, Dawn M	Social Work - Reimbursable Travel	\$236.80
Jellum, Lisa M	SPED Consultant - Reimbursable Travel	\$284.06
Jenney, Julie A	Audiology - Reimbursable Travel	\$73.93
Johansen, Molly N	Psychology - Reimbursable Travel	\$181.00
Johnson, Angela M	Occ Therapy - Reimbursable Travel	\$55.83
Kenny, Danielle	SPED Consultant - Reimbursable Travel	\$337.20
Kester, Lora L	Curriculum Consultant - Reimbursable Travel	\$317.09
Kidder Construction Inc	Oper/Maint Building Maint/Repair	\$545.00
Kim, Nang Lam	IEP Interpreter/Translator - Travel	\$210.00
Kite, Seth B	Psychology - Reimbursable Travel	\$245.16
Kline, Norma J	Audiology - Reimbursable Travel	\$507.71
Knutsen, Carla M	Psychology - Reimbursable Travel	\$29.53
Koop, Angela	Social Work - Reimbursable Travel	\$148.74
Kraschel, Sandra K	Parent/Family Ed - Reimbursable Travel	\$412.55
Kremer, Joseph D	Academic Assessment - Reimbursable Travel	\$402.86
Kurt, Karl M	HR - Reimbursable Travel	\$939.07
Lancaster, Jennifer L	Speech - Reimbursable Travel	\$290.67
Lang, Janna S	Early Childhood - Reimbursable Travel	\$49.06
Lang, Pamela A	Early Childhood - Reimbursable Travel	\$172.75
Lasher, Ann M	SPED Consultant - Reimbursable Travel	\$422.17
Leclair-Jones, Sarah	Speech - Reimbursable Travel	\$172.12
Liao, Erica Beth	Speech - Reimbursable Travel	\$256.56
Lofstedt, Jamie L	Region 3 (EQ) - Travel/Other	\$5.00
Lofstedt, Jamie L	SPED Consultant - Reimbursable Travel	\$212.34
Mackin Educational Resources	MT Curriculum Library LEA Res Reimburse	\$624.75
Magnuson, Anne L	Speech - Reimbursable Travel	\$141.56
March, Alison Rae	Physical Therapy - Reimbursable Travel	\$449.25
Marshalltown CSD	Miscellaneous	\$161.25
Martinson, Rebecca S	SPED Consultant - Reimbursable Travel	\$576.16
Matern, Cari N	Speech - Reimbursable Travel	\$48.25
McGrath, Tara R	Early Childhood - Reimbursable Travel	\$192.21
McKenzie, Jon W	Academic Assessment - Reimbursable Travel	\$860.55
McMartin, Amanda	Early Access - Reimbursable Travel	\$78.54
Meaney, Katherine A	Early Childhood - Reimbursable Travel	\$58.31
Midwest Computer Products Inc.	Cedar Falls Technology General Supplies	\$149.61
Millang, Sherry L	SPED Consultant - Reimbursable Travel	\$97.42
Miller Fence Co Inc.	Oper/Maint Building Maint Service	\$3,187.32
Miller, Sam J	Exec Admin - Reimbursable Travel	\$321.68
Miner, Annalisa	ESL/ELL Title III - Reimbursable Travel	\$125.09

## Central Rivers Area Education Agency

### IA - Warrants Paid Listing

Criteria

Date Range: 08/31/2017 - 09/27/2017

Fiscal Year: 2017-2018

Vendor Name	Description	Check Total
Molitor, Deborah L	Curriculum Consultant - Reimbursable Travel	\$514.97
Monahan, Kayla S	Early Access - Reimbursable Travel	\$197.47
Monat, Heather M	Speech - Reimbursable Travel	\$141.19
Moore, Sarah J	Speech - Reimbursable Travel	\$52.47
Moretz, Melanie R	Speech - Reimbursable Travel	\$17.54
Morningside College	Prof Learning (PD) College Tuition Contract Serv	\$100.00
Morton, Robin R	Early Childhood - Reimbursable Travel	\$161.69
Muller, Somer L	SPED Consultant - Reimbursable Travel	\$247.83
Murphy, Jane E	Speech - Reimbursable Travel	\$78.59
Nasheim, Jenna L	Physical Therapy - Reimbursable Travel	\$266.18
National Insurance Services of WI Inc	Disability Insurance Payable	\$1,920.27
National Insurance Services of WI Inc	Early Access State LTD	\$4.93
Nelson, Sarah	IT - Reimbursable Travel	\$345.14
Nunn, Gerald D	Psychology - Reimbursable Travel	\$417.36
Nunn, Susan J	Psychology - Reimbursable Travel	\$61.94
Nurse, Lori M	Early Access - Reimbursable Travel	\$82.14
O'Brien, Sara N	Audiology - Reimbursable Travel	\$55.69
Oaktree Products	Audiology General Supplies	\$1,093.84
Ohio State University	Reading Recovery Dues/Memberships	\$2,440.00
Olson, Farrah I	Work Experience - Reimbursable Travel	\$355.31
Olson, Kathleen M	Work Experience - Reimbursable Travel	\$13.47
On-Site Information Destruction Inc	Clear Lake Building Maint Service	\$97.20
On-Site Information Destruction Inc	Oper/Maint Building Maint Service	\$97.20
OneNeck IT Solutions	Technology Contract Services	\$2,250.00
Orozco, Dulce A	IEP Interpreter/Translator - Travel	\$531.37
Osgood, Jacqueline P	SPED Consultant - Reimbursable Travel	\$98.49
Paul H. Brookes Co., Inc.	Early Childhood Instructional Supplies	\$637.64
Pearce, Rick J	Central Support - Reimbursable Travel	\$27.00
Pearson Education Inc	Curriculum Consultant General Supplies	\$31.00
Pearson, Amy E	Psychology Mileage/Travel	\$401.42
Peschong, Lea Ann	Speech - Reimbursable Travel	\$293.82
Peska, Samantha Jo	SPED Consultant - Reimbursable Travel	\$154.59
Petersen, Kara B	Speech - Reimbursable Travel	\$2.40
Phomvisay, Karen E	Psychology - Reimbursable Travel	\$166.87
Pinkston, Chad E	Psychology - Reimbursable Travel	\$198.32
Pitney Bowes Inc	Clear Lake Equipment Rental/Lease	\$152.10
Pitney Bowes Inc	Psychology General Supplies	\$135.13
Plagge, Beverly A	SPED Admin - Reimbursable Travel	\$456.24
Prairie Lakes AEA 8	Print/Graph - Printing	\$331.82
Pro-Ed	Early Childhood Instructional Supplies	\$1,105.50
Putz, Audrey L	Social Work - Reimbursable Travel	\$24.23
Raber, Andrea J	Psychology - Reimbursable Travel	\$246.83
Ramada Northwest Inn & Suites Des Moines	Parent/Family Ed - Travel	\$72.80
Raney, Sandra L	Speech - Reimbursable Travel	\$270.47
Redfern, Jaymie S	Physical Therapy - Reimbursable Travel	\$667.66

## Central Rivers Area Education Agency

### IA - Warrants Paid Listing

Criteria

Date Range: 08/31/2017 - 09/27/2017

Fiscal Year: 2017-2018

Vendor Name	Description	Check Total
Reed, Katie M	Early Childhood - Reimbursable Travel	\$42.59
Reese, Dustin L	Psychology - Reimbursable Travel	\$321.52
Reese, Jennifer Sue	SPED Consultant - Reimbursable Travel	\$17.65
Regents of the University of Minnesota	Prof Learning (PD) Contract Services	\$4,650.00
Regents of the University of Minnesota	Prof Learning (PD) Meeting/Oper Supplies	\$7,950.00
Reid, Ronda R	SPED Consultant - Reimbursable Travel	\$201.06
Reiter, Brittany L	Speech - Reimbursable Travel	\$327.63
Relph, Theresa L	Speech - Reimbursable Travel	\$36.11
Rich, Lori A	Early Access - Reimbursable Travel	\$235.87
Richards, Rochelle R	SPED Consultant - Reimbursable Travel	\$132.76
Riemenschneider, Becky J	Speech - Reimbursable Travel	\$73.67
Rite Environmental Inc.	Oper/Maint Building Maint Service	\$185.00
Roberts, Kami A.	Psychology - Reimbursable Travel	\$380.58
Robertson, Lydia	Speech - Reimbursable Travel	\$137.71
Rurup, Cynthia A	Social Work - Reimbursable Travel	\$323.01
Ryan Exterminating, Inc.	River Hills Building/Maint Service	\$50.00
Ryner, Sarah C	Occ Therapy - Reimbursable Travel	\$282.31
Rzepny, Patricia J	Work Experience - Reimbursable Travel	\$237.54
Sampson, Colette C	Audiology - Reimbursable Travel	\$236.17
Sanderman, Amanda R	Curriculum Consultant - Reimbursable Travel	\$316.35
Sarasio Meyer, Shandra D	Audiology - Reimbursable Travel	\$555.37
Schaefer Tree Service	Oper/Maint Building Maint Service	\$3,000.00
Scheitler, Andrea M	Psychology - Reimbursable Travel	\$80.88
Schendel Pest Control, Inc.	Marshalltown Building Maint Service	\$60.00
Schilling, Jennifer L	Curriculum Consultant - Reimbursable Travel	\$541.16
Schmalen, Kay E	Curriculum Consultant - Reimbursable Travel	\$555.23
Schmalen, Kay E	IT - Reimbursable Travel	\$31.37
Schmitt, Jennifer K	SPED Consultant - Reimbursable Travel	\$214.71
Schmitt, Michelle M	Speech - Reimbursable Travel	\$77.00
Schmitt, Tiffany L	IT - Reimbursable Travel	\$239.00
Schnabel, Gerald E	IT Admin - Reimbursable Travel	\$1,003.06
Schneiderman, Cortney L	Speech - Reimbursable Travel	\$90.87
Schneklath Longcor, Susan M	Curriculum Consultant - Reimbursable Travel	\$202.91
Schuler, Diana L	Audiology - Reimbursable Travel	\$186.29
Schult, Elaine K	Early Access - Reimbursable Travel	\$319.72
Schultes, Sarah A	Physical Therapy - Reimbursable Travel	\$241.32
Schumaker, Linda J	Social Work - Reimbursable Travel	\$20.35
Secretary-Treasurer, CWA	Other Payroll Deduction Payable	\$62.67
Seemann, Jody L	Psychology - Reimbursable Travel	\$364.74
Sellers, Ranae S	Work Experience - Reimbursable Travel	\$130.31
Sensor, Marian C	SPED Admin - Reimbursable Travel	\$267.70
Sevens	Prof Learning (PD) Meeting/Oper Supplies	\$504.00
Seward, Jennifer L	Speech - Reimbursable Travel	\$208.27
Sharar, Darla L	Speech - Reimbursable Travel	\$71.89
Sherwin-Williams - Accounts Rec Dept	Marshalltown Building Maint/Repair	\$202.20

## Central Rivers Area Education Agency

### IA - Warrants Paid Listing

Criteria

Date Range: 08/31/2017 - 09/27/2017

Fiscal Year: 2017-2018

Vendor Name	Description	Check Total
Shirley, Jenna R	Speech - Reimbursable Travel	\$188.70
Signs & Designs	Cedar Falls Central Support General Supplies	\$33,652.53
Simpson, Miriam J	Occ Therapy - Reimbursable Travel	\$247.31
Sires, Ashley Kay	SPED Consultant - Reimbursable Travel	\$139.53
Skopec, Cynthia A	Early Childhood - Reimbursable Travel	\$118.99
Smith, Andrew R	Psychology - Reimbursable Travel	\$71.56
Smith, Jessica M	Speech - Reimbursable Travel	\$44.25
Smock, Christina M	Psychology - Reimbursable Travel	\$212.16
Soesbe III, William J	Curriculum Consultant - Reimbursable Travel	\$186.11
Souhrada, Emilie J	Social Work - Reimbursable Travel	\$53.13
Southwest Binding & Laminating	Print/Graph Meeting/Oper Supplies	\$1,541.52
Sparks, Rachelle A	SPED Consultant - Reimbursable Travel	\$48.84
Springer, Karen A	Early Childhood - Reimbursable Travel	\$139.60
Stack, Darla	Psychology Mileage/Travel	\$156.14
Staebell, Heather A	Para Ed Training - Reimbursable Travel	\$105.82
State Treasurer Of Iowa - Payroll Taxes	State Withholding Tax Payable	\$43,926.47
Staybridge Suites Des Moines	Curriculum Consultant - Travel	\$105.28
Staybridge Suites Des Moines	Ed Serv Admin - Travel	\$210.56
Staybridge Suites Des Moines	Exec Admin - Travel	\$210.56
Steele, Jill J	Occ Therapy - Reimbursable Travel	\$159.32
Stenzel, Patricia A	Early Childhood - Reimbursable Travel	\$159.10
Stephenson, Pamela J	Social Work - Reimbursable Travel	\$74.74
Stokes, Stacie J	Curriculum Consultant - Reimbursable Travel	\$371.26
Stone Sanitation	Marshalltown Building Maint Service	\$243.04
Storey Kenworthy	Cedar Falls Central Support General Supplies	\$5,399.06
Stoycheff, James E	Psychology - Reimbursable Travel	\$16.58
Streets, Brenda L	Staff PD Registr Fees	\$39.37
Strike, Elizabeth A	Public Relations - Reimbursable Travel	\$1,018.10
Struck, Jeffrey C	Curriculum Consultant - Reimbursable Travel	\$156.21
Stucker, Nicole L	Speech - Reimbursable Travel	\$332.41
Suiter, Teri D	Speech - Reimbursable Travel	\$690.05
Sullivan, Darcy A	Speech - Reimbursable Travel	\$36.85
Super Duper Publications	Speech General Supplies	\$446.80
Swartz, Kimberly K	Ed Serv Admin - Reimbursable Travel	\$403.40
Swisher & Cohrt Lawyers	Board Professional Service	\$70.00
Symantec Corporation	Technology Contract Services	\$319.00
Taylor, Renae	Occ Therapy - Reimbursable Travel	\$260.26
Teske, Cari R	IT - Reimbursable Travel	\$461.32
Thesing, Tara L	Audiology - Reimbursable Travel	\$19.09
Thompson, Kathryn M	Audiology - Reimbursable Travel	\$87.02
Treloar, Larissa L	Speech - Reimbursable Travel	\$82.14
Treloar, Leslie C	Speech - Reimbursable Travel	\$96.09
Trembly, Scott E JR	SPED Tech - Reimbursable Travel	\$86.14
Turilli Bill, Jaime L	Speech - Reimbursable Travel	\$35.34
Ubben, Sandra J	Curriculum Consultant - Reimbursable Travel	\$204.28

## Central Rivers Area Education Agency

### IA - Warrants Paid Listing

Criteria

Date Range: 08/31/2017 - 09/27/2017

Fiscal Year: 2017-2018

Vendor Name	Description	Check Total
Uline	Speech General Supplies	\$98.42
University Of Northern Iowa-1	Reading Recovery Dues/Memberships	\$2,800.00
US Cellular	Academic Assessment General Supplies	\$33.10
US Cellular	IT General Supplies	\$99.30
US Cellular	Lending Library Cell Phone	\$63.16
US Cellular	Lending Library General Supplies	\$231.70
US Cellular	Media Services Cell Phone	\$102.80
US Cellular	Oper/Maint Cell Phone	\$49.82
US Cellular	Parent/Family Ed Cell Phone	\$33.10
US Cellular	SPED Team Rep General Supplies	\$1,986.24
Van Erem, Jamie L	Physical Therapy - Reimbursable Travel	\$116.62
Van Meter Industrial	Oper/Maint Building Supplies	\$267.69
Voigt, Blair M	Speech - Reimbursable Travel	\$173.53
Volkman, Diane M	SPED Consultant - Reimbursable Travel	\$31.08
Ward, Brandi R	Speech - Reimbursable Travel	\$481.74
Weber Paper Company	Clear Lake Building Maint/Repair	\$531.50
Weber Paper Company	Clear Lake Building/Maint Supplies	\$186.11
Weber Paper Company	Oper/Maint Building Supplies	\$1,704.65
Weber, Chelsey J	Occ Therapy - Reimbursable Travel	\$252.34
Weigel, Patricia A	SPED Consultant - Reimbursable Travel	\$48.99
Wells Fargo Bank Fees	Cedar Falls Central Support Other Costs	\$126.49
Wells Fargo Bank Fees	Prof Learning (PD) Other Costs	\$1,242.27
Wells Fargo Direct Deposit - Payroll	Direct Deposit Payroll	\$636,093.79
Weltzin, Karen M	Physical Therapy - Reimbursable Travel	\$178.34
Wessels, Sarah L	SPED Consultant - Reimbursable Travel	\$286.56
WEX Bank	CL Vehicle Gas	\$54.12
WEX Bank	Clear Lake Vehicle Gas	\$340.20
WEX Bank	Marshalltown Vehicle Maint/Repair	\$42.85
WEX Bank	Miscellaneous	(\$28.83)
WEX Bank	MT Vehicle Gas	\$278.50
WEX Bank	Oper/Maint Vehicle Gas	\$306.17
WEX Bank	River Hills Maint Vehicle Gas	\$59.53
Whitmore, Gary L	SPED Consultant - Reimbursable Travel	\$173.94
Wiedman, Heather	Physical Therapy - Reimbursable Travel	\$263.96
Williams, Dawn E	SPED Consultant - Reimbursable Travel	\$51.98
Williams, Janelle R	Curriculum Consultant - Reimbursable Travel	\$53.13
Williamson, Kristine E	Occ Therapy - Reimbursable Travel	\$156.62
Witham Auto Center	MT Vehicle Supplies	\$419.47
Wittry, Kandace A	Occ Therapy - Reimbursable Travel	\$163.91
Wolf, Shane B	Fiscal Services - Reimbursable Travel	\$11.99
Wood, Kayla R	Psychology - Reimbursable Travel	\$138.75
Wooldridge, April	Parent/Family Ed - Reimbursable Travel	\$118.92
Wroe, Nicole A	Speech - Reimbursable Travel	\$44.03
Wymore, Lisa M	ESL/ELL Title III - Reimbursable Travel	\$114.48
You Call We'll Haul	River Hills Building Maint/Repair	\$325.00

## Central Rivers Area Education Agency

### IA - Warrants Paid Listing

Criteria

Date Range: 08/31/2017 - 09/27/2017

Fiscal Year: 2017-2018

Vendor Name	Description	Check Total
Young Plumbing & Heating Co	Oper/Maint Building Maint Service	\$658.79
Youngblut, Sara Ann	Occ Therapy - Reimbursable Travel	\$120.62
Zahner, Julianne R	Audiology - Reimbursable Travel	\$378.47

**Fund Total: \$1,551,117.69**

**Fund: Juvenile Home/Detention Center**

Advanced Systems Inc.	Woodhaven YS Computer/Printers	\$21.35
Anderson Erickson Dairy	N IA Detention/Waterloo General Supplies	\$11.81
Culligan - Waterloo	Woodhaven YS General Supplies	\$12.50
Fareway Store #882	Central IA JDC/Eldora Instructional Supplies	\$10.63
Hewlett-Packard Company	Central IA JDC/Eldora Computer/Printers	\$6,288.00
Hewlett-Packard Company	Four Oaks YS/Independence Computer/Printers	\$4,192.00
Hewlett-Packard Company	Francis Lauer YS/Mason City Computer/Printers	\$4,192.00
Hewlett-Packard Company	N IA Detention/Waterloo Computer/Printers	\$6,288.00
Hewlett-Packard Company	Woodhaven YS Computer/Printers	\$2,096.00
Independence Light & Power	Four Oaks YS/Independence Computer/Printers	\$89.95
Neil, John A	Four Oaks YS/Independence - Reimbursable Travel	\$152.79
Scholastic Inc	Four Oaks YS/Independence Instructional Supplies	\$104.39
Shopko	Central IA JDC/Eldora General Supplies	\$149.62
Winnebago Co-Op Telephone Assn.	Francis Lauer YS Phone/Internet	\$56.47
Zirbel, Renee A	Francis Lauer YS/Mason City - Reimbursable Travel	\$59.94

**Fund Total: \$23,725.45**

**Fund: SPED Instructional Schools**

Covenant Medical Center *	River Hills Instructional Contract Services	\$65.00
Iowa Northland Reg Trans Comm	River Hills Student Transp- EPI Trans	\$251.85
Mailbox	River Hills Instructional Supplies	\$54.95
Marco, Inc.	River Hills Equipment Rental/Lease	\$260.33
Office Express	River Hills Instructional Supplies	\$344.42
University Of Iowa-Bus. Office	River Hills Instructional Contract Services	\$5,393.00
US Cellular	River Hills Instructional Supplies	\$5.26
WEX Bank	River Hills Student Transp- Bus Gas	\$48.24

**Fund Total: \$6,423.05**

**Grand Total: \$1,849,356.51**

End of Report

# Central Rivers Area Education Agency

## Account Level Balance Sheet As of 07/31/2017

Fiscal Year: 2017-2018

Year To Date

10	General Fund	YTD
<b>ASSET</b>		
LineDesc		YTD
10.0000.0000.000.0000.101000	Wells Fargo Cash Account	\$4,397,207.70
10.0000.0000.000.0000.101006	Lincoln Savings Money Market Cash	\$3,003,996.26
10.0000.0000.000.0000.103000	Petty Cash	\$125.73
10.0000.0000.000.0000.111000	Investments - Sweep Account	\$777,415.54
10.0000.0000.000.0000.111006	Investments - Lincoln Savings CD	\$664,140.00
10.0000.0000.000.0000.114000	Interest Receivable on Investments	\$1,936.00
10.0000.0000.000.0000.141000	Intergovernmental A/R	\$486,060.99
10.0000.0000.000.0000.153000	Accounts Receivable	\$77,066.28
10.0000.0000.000.0000.172001	Printshop Resale Inventory	\$57,350.29
10.0000.0000.000.0000.172002	Equipment Repair Resale Inventory	\$18,478.51
10.0000.0000.000.0000.172003	Heating & Cooling Resale Inventory	\$14,593.23
10.0000.0000.000.0000.181000	Prepaid Expenses	\$166,028.37
10.0000.0000.000.0000.181001	Postage	\$4,064.19
10.0000.0000.000.0000.181002	Medicaid Part B,	\$1,739.50
<b>ASSET</b>		<b>\$9,670,202.59</b>
 <b>LIABILITY</b>		
LineDesc		YTD
10.0000.0000.000.0000.421000	Accounts Payable	(\$36,104.10)
10.0000.0000.000.0000.471010	Federal Withholding Tax Payable	(\$179,895.03)
10.0000.0000.000.0000.471011	State Withholding Tax Payable	(\$194,230.83)
10.0000.0000.000.0000.471012	FICA Tax Payable	(\$252,703.08)
10.0000.0000.000.0000.471013	IPERS Payable	(\$665,731.38)
10.0000.0000.000.0000.471014	Direct Deposit Payroll	(\$1,141,618.96)
10.0000.0000.000.0000.471015	TSA's Payable	(\$18,973.47)
10.0000.0000.000.0000.471016	Other Payroll Deduction Payable	(\$505.44)
10.0000.0000.000.0000.471019	Unemployment	(\$5,992.20)
10.0000.0000.000.0000.471020	Health Insurance Payable	(\$707,801.30)
10.0000.0000.000.0000.471021	District Life Insurance Payable	(\$17,422.36)
10.0000.0000.000.0000.471022	Voluntary Life Insurance Payable	(\$9,757.75)
10.0000.0000.000.0000.471023	Disability Insurance Payable	(\$4,016.04)
10.0000.0000.000.0000.471024	Retiree Health Insurance Payable	(\$34,460.00)
10.0000.0000.000.0000.471025	Retiree Vision Insurance Payable	(\$3,680.67)
10.0000.0000.000.0000.471026	Retiree Life Insurance Payable	(\$15,342.13)
10.0000.0000.000.0000.471027	Broker Fee Payable	(\$76,202.80)
10.0000.0000.000.0000.471028	Vision Insurance Payable	(\$5,794.32)
10.0000.0000.000.0000.491000	Deposits Payable	(\$51,340.00)
<b>LIABILITY</b>		<b>(\$3,421,571.86)</b>
 <b>FUND BALANCE</b>		
LineDesc		YTD
10.0000.0000.000.0000.711000	Reserve for Inventories	(\$90,422.03)
10.0000.0000.000.0000.712000	Reserve for Prepaid Expenses	(\$171,832.06)
10.0000.0000.000.0000.724000	Restricted - Resource Materials	(\$570,968.45)
10.0000.0000.000.0000.731000	Board Committed - Special Purposes	(\$1,477,742.18)
10.0000.0000.000.0000.758000	Unassigned Special Ed Balance	(\$50,524.05)
10.0000.0000.000.0000.759000	Unassigned, Unreserved Fund Balance	(\$4,652,720.79)
10.0000.0000.000.3204.729000	Restricted - Teacher Comp	(\$89,496.86)
10.0000.0000.000.3373.729000	Restricted - IA Core Curriculum	(\$327,462.38)
10.0000.0000.000.8301.741000	Equipment Repair Assigned Balance	(\$230,349.64)
10.4302.0000.000.3383.729000	Restricted-TLC Per Pupil	(\$122,520.48)
10.4304.0000.000.3383.729000	Restricted-TLC AIW 2nd Year	(\$6,590.22)
10.4307.0000.000.3383.729000	Restricted-TLC AIW 3rd Year	(\$75,000.00)



Central Rivers Area Education Agency

Account Level Balance Sheet As of 07/31/2017

Fiscal Year: 2017-2018

---

	<u>Year To Date</u>
FUND BALANCE	(\$7,865,629.14)
<b>Total Liability &amp; Fund Balance</b>	<b>(\$11,287,201.00)</b>
<b>Total (Income)/Loss</b>	<b>\$1,616,998.41</b>
<b>Total Liability and Equity</b>	<b>(\$9,670,202.59)</b>

---

**Central Rivers Area Education Agency**

**Account Level Balance Sheet As of 07/31/2017**

Fiscal Year: 2017-2018

Year To Date

<b>25</b>	<b>SPED Instructional Schools</b>		
	<b>ASSET</b>		
	LineDesc		YTD
	25.0000.0000.000.0000.101000	Cash Account	(\$690,363.68)
	25.0000.0000.000.0000.141000	Intergovernmental A/R	\$588,494.54
		<b>ASSET</b>	<b>(\$101,869.14)</b>
	<b>LIABILITY</b>		
	LineDesc		YTD
	25.0000.0000.000.0000.421000	Accounts Payable	\$0.00
		<b>LIABILITY</b>	<b>\$0.00</b>
	<b>FUND BALANCE</b>		
	LineDesc		YTD
	25.0000.0000.000.0000.729000	Restricted	(\$29,616.35)
		<b>FUND BALANCE</b>	<b>(\$29,616.35)</b>
		<b>Total Liability &amp; Fund Balance</b>	<b>(\$29,616.35)</b>
		<b>Total (Income)/Loss</b>	<b>\$131,485.49</b>
		<b>Total Liability and Equity</b>	<b>\$101,869.14</b>

**Central Rivers Area Education Agency**

**Account Level Balance Sheet As of 07/31/2017**

Fiscal Year: 2017-2018

Year To Date

<b>26</b>	<b>Juvenile Home/Detention Center</b>		
<b>ASSET</b>			
LineDesc		YTD	
26.0000.0000.000.0000.101000	Cash Account	(\$52,063.43)	
26.0000.0000.000.0000.141000	Intergovernmental A/R	\$7,296.63	
	<b>ASSET</b>	(\$44,766.80)	
<b>LIABILITY</b>			
LineDesc		YTD	
26.0000.0000.000.0000.421000	Accounts Payable	(\$58.57)	
	<b>LIABILITY</b>	(\$58.57)	
	<b>Total Liability &amp; Fund Balance</b>	(\$58.57)	
	<b>Total (Income)/Loss</b>	\$44,825.37	
	<b>Total Liability and Equity</b>	\$44,766.80	

End of Report

**Central Rivers Area Education Agency**

**Account Level Balance Sheet As of 07/31/2017**

Fiscal Year: 2017-2018

Year To Date

<b>34</b>	<b>Capital Project</b>	
<b>ASSET</b>		
LineDesc		YTD
34.0000.0000.000.0000.101000	Cash Account	\$654,047.49
	<b>ASSET</b>	\$654,047.49
<b>LIABILITY</b>		
LineDesc		YTD
34.0000.0000.000.0000.421000	Accounts Payable	(\$601,840.90)
34.0000.0000.000.0000.432000	Retainage Payable	(\$53,097.59)
	<b>LIABILITY</b>	(\$654,938.49)
	<b>Total Liability &amp; Fund Balance</b>	(\$654,938.49)
	<b>Total (Income)/Loss</b>	\$891.00
	<b>Total Liability and Equity</b>	(\$654,047.49)

**Central Rivers Area Education Agency**

**Account Level Balance Sheet As of 07/31/2017**

Fiscal Year: 2017-2018

Year To Date

71	<b>Dental Self-Insurance</b>			
	<b>ASSET</b>			YTD
	LineDesc			
	71.0000.0000.000.0000.101000	Cash Account		\$162,246.50
		<b>ASSET</b>		\$162,246.50
	<b>FUND BALANCE</b>			
	LineDesc			YTD
	71.0000.0000.000.0000.780000	Unassigned, Unreserved Fund Balance		(\$182,261.08)
		<b>FUND BALANCE</b>		(\$182,261.08)
		<b>Total Liability &amp; Fund Balance</b>		(\$182,261.08)
		<b>Total (Income)/Loss</b>		\$20,014.58
		<b>Total Liability and Equity</b>		(\$162,246.50)

**Central Rivers Area Education Agency**

**Account Level Balance Sheet As of 07/31/2017**

Fiscal Year: 2017-2018

Year To Date

<b>72</b>	<b>Flex-Benefits Plan</b>	
<b>ASSET</b>		
LineDesc		YTD
72.0000.0000.000.0000.101000	Cash Account	\$120,875.05
	<b>ASSET</b>	<b>\$120,875.05</b>
<b>FUND BALANCE</b>		
LineDesc		YTD
72.0000.0000.000.0000.780000	Unassigned, Unreserved Fund Balance	(\$138,331.94)
	<b>FUND BALANCE</b>	<b>(\$138,331.94)</b>
	<b>Total Liability &amp; Fund Balance</b>	<b>(\$138,331.94)</b>
	<b>Total (Income)/Loss</b>	<b>\$17,456.89</b>
	<b>Total Liability and Equity</b>	<b>(\$120,875.05)</b>

**Central Rivers Area Education Agency**

**Account Level Balance Sheet As of 07/31/2017**

Fiscal Year: 2017-2018

Year To Date

<b>83</b>	<b>Private Purpose</b>		
	<b>ASSET</b>		
	LineDesc		YTD
	83.0000.0000.000.0000.101000	Cash Account	\$15,546.86
		<b>ASSET</b>	\$15,546.86
	<b>FUND BALANCE</b>		
	LineDesc		YTD
	83.0000.0000.000.0000.780000	Unassigned, Unreserved Fund Balance	(\$15,546.86)
		<b>FUND BALANCE</b>	(\$15,546.86)
		<b>Total Liability &amp; Fund Balance</b>	(\$15,546.86)
		<b>Total (Income)/Loss</b>	\$0.00
		<b>Total Liability and Equity</b>	(\$15,546.86)

**Central Rivers Area Education Agency**

**Account Level Balance Sheet As of 07/31/2017**

Fiscal Year: 2017-2018

Year To Date

91	<b>Perkins</b>		
	<b>ASSET</b>		<b>YTD</b>
	LineDesc		
	91.0000.0000.000.0000.141000	Intergovernmental A/R	\$36,191.00
		<b>ASSET</b>	<b>\$36,191.00</b>
	<b>LIABILITY</b>		
	LineDesc		<b>YTD</b>
	91.0000.0000.000.0000.421000	Accounts Payable	(\$36,191.00)
		<b>LIABILITY</b>	<b>(\$36,191.00)</b>
		<b>Total Liability &amp; Fund Balance</b>	<b>(\$36,191.00)</b>
		<b>Total (Income)/Loss</b>	<b>\$0.00</b>
		<b>Total Liability and Equity</b>	<b>(\$36,191.00)</b>



**Central Rivers Area Education Agency**

**Account Level Balance Sheet As of 07/31/2017**

Fiscal Year: 2017-2018

Year To Date

<b>95</b>	<b>Future Problem Solvers (FPS)</b>		
<b>ASSET</b>			
LineDesc		YTD	
95.0000.0000.000.0000.101000	Cash Account	\$28,630.23	
	<b>ASSET</b>	\$28,630.23	
<b>LIABILITY</b>			
LineDesc		YTD	
95.0000.0000.000.0000.421000	Accounts Payable	(\$28,630.23)	
95.0000.0000.000.0000.499000	Accounts Payable	(\$21,103.53)	
	<b>LIABILITY</b>	(\$49,733.76)	
<b>FUND BALANCE</b>			
LineDesc		YTD	
95.0000.0000.000.0000.780000	Unassigned, Unreserved Fund Balance	\$21,103.53	
	<b>FUND BALANCE</b>	\$21,103.53	
	<b>Total Liability &amp; Fund Balance</b>	(\$28,630.23)	
	<b>Total (Income)/Loss</b>	\$0.00	
	<b>Total Liability and Equity</b>	(\$28,630.23)	

**Central Rivers Area Education Agency**

**Account Level Balance Sheet As of 07/31/2017**

Fiscal Year: 2017-2018

Year To Date

96 Regional Planning Partnerships (RPP)

**ASSET**

LineDesc	YTD
96.0000.0000.000.0000.141000 Intergovernmental A/R	\$397,131.89
<b>ASSET</b>	<b>\$397,131.89</b>

**LIABILITY**

LineDesc	YTD
96.0000.0000.000.0000.421000 Accounts Payable	(\$397,131.89)
<b>LIABILITY</b>	<b>(\$397,131.89)</b>

<b>Total Liability &amp; Fund Balance</b>	<b>(\$397,131.89)</b>
<b>Total (Income)/Loss</b>	<b>\$0.00</b>
<b>Total Liability and Equity</b>	<b>(\$397,131.89)</b>

# Central Rivers Area Education Agency

## Board Report YTD Revenue

From Date: 7/1/2017

To Date: 7/31/2017

Fiscal Year: 2017-2018

- Subtotal by Collapse Mask   
  Include pre encumbrance   
  Print accounts with zero balance   
  Filter Encumbrance Detail by Date Range  
 Exclude Inactive Accounts with zero balance

Account Number	Description	GL Budget	Range To Date	YTD	Balance	Encumbrance	Budget Balance	% Bud
10.2000.0000.219.3202.003202	State Mentoring	\$0.00	\$0.00	\$0.00	\$0.00	\$0.00	\$0.00	0.00%
10.2000.0000.219.3204.003204	TSS	(\$2,151,866.94)	\$0.00	\$0.00	(\$2,151,866.94)	\$0.00	(\$2,151,866.94)	100.00%
10.2000.0000.219.3209.003209	ADMIN MENTOR	\$0.00	\$0.00	\$0.00	\$0.00	\$0.00	\$0.00	0.00%
10.2000.0000.219.3305.001110	Property Tax S.E.S.	(\$4,955,404.00)	\$0.00	\$0.00	(\$4,955,404.00)	\$0.00	(\$4,955,404.00)	100.00%
10.2000.0000.219.3305.001960	State Aid	(\$48,402.43)	\$0.00	\$0.00	(\$48,402.43)	\$0.00	(\$48,402.43)	100.00%
10.2000.0000.219.3305.001989	Refund of Prior Year's Expense	\$0.00	\$0.00	\$0.00	\$0.00	\$0.00	\$0.00	0.00%
10.2000.0000.219.3305.001999	Miscellaneous	\$0.00	\$0.00	\$0.00	\$0.00	\$0.00	\$0.00	0.00%
10.2000.0000.219.3305.003111	State Aid	(\$13,391,254.00)	\$0.00	\$0.00	(\$13,391,254.00)	\$0.00	(\$13,391,254.00)	100.00%
10.2000.0000.219.3373.003373	IA Core Curriculum	(\$92,341.00)	\$0.00	\$0.00	(\$92,341.00)	\$0.00	(\$92,341.00)	100.00%
10.2000.0000.219.3376.003376	Educator Quality	(\$217,321.00)	\$0.00	\$0.00	(\$217,321.00)	\$0.00	(\$217,321.00)	100.00%
10.2000.0000.219.4521.004521	Part B IDEA 84.027	(\$11,634,984.00)	\$0.00	\$0.00	(\$11,634,984.00)	\$0.00	(\$11,634,984.00)	100.00%
10.2000.0000.219.4634.004634	Medicaid	(\$65,600.00)	(\$12,118.64)	(\$12,118.64)	(\$53,481.36)	\$0.00	(\$53,481.36)	81.53%
10.2000.0000.229.3322.003322	Early Access State Professiona	(\$165,672.00)	\$0.00	\$0.00	(\$165,672.00)	\$0.00	(\$165,672.00)	100.00%
10.2000.0000.229.4523.004523	Part C	(\$379,884.00)	\$0.00	\$0.00	(\$379,884.00)	\$0.00	(\$379,884.00)	100.00%
10.2000.0000.239.4522.004522	Section 619	(\$420,341.00)	\$0.00	\$0.00	(\$420,341.00)	\$0.00	(\$420,341.00)	100.00%
10.2000.2113.219.4517.001999	AEA DE PBIS Leadership Work Te	(\$5,789.44)	\$0.00	\$0.00	(\$5,789.44)	\$0.00	(\$5,789.44)	100.00%
10.2000.2127.219.3305.001999	Work Experience Miscellaneous	\$0.00	\$0.00	\$0.00	\$0.00	\$0.00	\$0.00	0.00%
10.2000.2153.219.4516.001999	AEA-DE Leadership Work Team Re	(\$30,400.00)	\$0.00	\$0.00	(\$30,400.00)	\$0.00	(\$30,400.00)	100.00%
10.2000.2217.219.4512.001999	Summer Institute IA Transition	\$0.00	\$0.00	\$0.00	\$0.00	\$0.00	\$0.00	0.00%
10.2000.2217.219.4513.001999	AYP Alternate Assessment Train	\$0.00	\$0.00	\$0.00	\$0.00	\$0.00	\$0.00	0.00%
10.2000.2217.219.4526.004526	SPDG Grant Revenue	(\$125,000.00)	\$0.00	\$0.00	(\$125,000.00)	\$0.00	(\$125,000.00)	100.00%
10.2000.3300.219.8208.001999	Exceptional Persons Emergency	\$0.00	\$0.00	\$0.00	\$0.00	\$0.00	\$0.00	0.00%
10.2000.3300.219.8209.001999	Community Work Project	\$0.00	\$0.00	\$0.00	\$0.00	\$0.00	\$0.00	0.00%
10.2000.3300.890.8208.001999	Exceptional Persons Emergency	\$0.00	\$0.00	\$0.00	\$0.00	\$0.00	\$0.00	0.00%
10.2000.3300.890.8209.001999	Community Work Project	\$0.00	\$0.00	\$0.00	\$0.00	\$0.00	\$0.00	0.00%
10.2000.6100.219.4521.004521	IDEA Part B LEA Flow-Through	(\$3,070,350.00)	\$0.00	\$0.00	(\$3,070,350.00)	\$0.00	(\$3,070,350.00)	100.00%
10.2002.0000.219.3305.001958	Work Experience Contracts	(\$43,300.00)	\$0.00	\$0.00	(\$43,300.00)	\$0.00	(\$43,300.00)	100.00%
10.2005.0000.219.3305.001958	Teacher of Record	(\$13,700.00)	\$0.00	\$0.00	(\$13,700.00)	\$0.00	(\$13,700.00)	100.00%
10.2007.0000.219.3305.001999	Records Request Fee	(\$2,900.00)	(\$121.00)	(\$121.00)	(\$2,779.00)	\$0.00	(\$2,779.00)	95.83%
10.2050.2190.219.3305.001958	IEP Interpreter/Translator LEA	\$0.00	\$0.00	\$0.00	\$0.00	\$0.00	\$0.00	0.00%
10.2111.3300.219.4521.004521	Parent/Family Ed 84.027	(\$164,999.00)	\$0.00	\$0.00	(\$164,999.00)	\$0.00	(\$164,999.00)	100.00%
10.3000.0000.000.0000.001110	Property Tax Media/Info Tech	(\$3,602,608.00)	\$0.00	\$0.00	(\$3,602,608.00)	\$0.00	(\$3,602,608.00)	100.00%
10.3000.0000.000.0000.001910	Rentals	\$0.00	\$0.00	\$0.00	\$0.00	\$0.00	\$0.00	0.00%
10.3000.0000.000.0000.001958	Sale of Services LEA/AEA	\$0.00	\$0.00	\$0.00	\$0.00	\$0.00	\$0.00	0.00%
10.3000.0000.000.0000.001960	Property Tax Media/Info Tech	(\$9,504.46)	\$0.00	\$0.00	(\$9,504.46)	\$0.00	(\$9,504.46)	100.00%
10.3000.0000.000.0000.001989	Refund of Prior Year's Expense	(\$150,000.00)	\$0.00	\$0.00	(\$150,000.00)	\$0.00	(\$150,000.00)	100.00%
10.3000.0000.000.0000.003700	Misc State	\$0.00	\$0.00	\$0.00	\$0.00	\$0.00	\$0.00	0.00%
10.3000.0000.000.0000.005269	Transfer from Fund 69	\$0.00	\$0.00	\$0.00	\$0.00	\$0.00	\$0.00	0.00%
10.3000.0000.000.0000.005311	Loss of Fixed Assets - Insuran	\$0.00	\$0.00	\$0.00	\$0.00	\$0.00	\$0.00	0.00%
10.3000.0000.000.0000.005314	Equipment Sales	\$0.00	\$0.00	\$0.00	\$0.00	\$0.00	\$0.00	0.00%
10.3000.0000.000.3204.003204	TSS	(\$18,938.50)	\$0.00	\$0.00	(\$18,938.50)	\$0.00	(\$18,938.50)	100.00%
10.3000.0000.000.3248.003248	Regional Telecommunication	\$0.00	\$0.00	\$0.00	\$0.00	\$0.00	\$0.00	0.00%
10.3000.2530.000.8310.001991	Print/Graph Sale of Materials	(\$360,000.00)	(\$53,273.12)	(\$53,273.12)	(\$306,726.88)	\$0.00	(\$306,726.88)	85.20%
10.3000.2530.000.8310.001999	Print/Graph Miscellaneous	\$0.00	\$0.00	\$0.00	\$0.00	\$0.00	\$0.00	0.00%
10.3230.0000.000.0000.001999	Meskwaki Contract	(\$16,000.00)	\$0.00	\$0.00	(\$16,000.00)	\$0.00	(\$16,000.00)	100.00%
10.4000.0000.000.0000.001110	Property Tax Ed. Serv.	(\$4,022,457.00)	\$0.00	\$0.00	(\$4,022,457.00)	\$0.00	(\$4,022,457.00)	100.00%
10.4000.0000.000.0000.001958	Reading Recovery	\$0.00	\$0.00	\$0.00	\$0.00	\$0.00	\$0.00	0.00%
10.4000.0000.000.0000.001960	Property Tax Ed. Serv.	(\$10,612.11)	\$0.00	\$0.00	(\$10,612.11)	\$0.00	(\$10,612.11)	100.00%
10.4000.0000.000.0000.001989	Refund of Prior Year's Expense	\$0.00	\$0.00	\$0.00	\$0.00	\$0.00	\$0.00	0.00%
10.4000.0000.000.0000.001999	Miscellaneous	\$0.00	\$0.00	\$0.00	\$0.00	\$0.00	\$0.00	0.00%



# Central Rivers Area Education Agency

## Board Report YTD Revenue

From Date: 7/1/2017

To Date: 7/31/2017

Fiscal Year: 2017-2018

- Subtotal by Collapse Mask   
  Include pre encumbrance   
  Print accounts with zero balance   
  Filter Encumbrance Detail by Date Range  
 Exclude Inactive Accounts with zero balance

Account Number	Description	GL Budget	Range To Date	YTD	Balance	Encumbrance	Budget Balance	% Bud
10.4000.0000.000.2220.002220	GWAEA IRRC Funds	\$0.00	\$0.00	\$0.00	\$0.00	\$0.00	\$0.00	0.00%
10.4000.0000.000.3204.003204	TSS	(\$296,137.15)	\$0.00	\$0.00	(\$296,137.15)	\$0.00	(\$296,137.15)	100.00%
10.4000.0000.000.3339.003339	ICC	\$0.00	\$0.00	\$0.00	\$0.00	\$0.00	\$0.00	0.00%
10.4000.0000.000.8013.001958	Student testing	\$0.00	\$0.00	\$0.00	\$0.00	\$0.00	\$0.00	0.00%
10.4000.0000.000.8102.001920	McElroy Trust	(\$25,730.00)	\$0.00	\$0.00	(\$25,730.00)	\$0.00	(\$25,730.00)	100.00%
10.4000.0000.420.3239.003239	Early Childhood Network (ECN)	(\$26,894.00)	(\$13,447.00)	(\$13,447.00)	(\$13,447.00)	\$0.00	(\$13,447.00)	50.00%
10.4000.1000.100.8010.001958	Student Services - Battle of B	(\$2,400.00)	\$0.00	\$0.00	(\$2,400.00)	\$0.00	(\$2,400.00)	100.00%
10.4000.1000.100.8011.001958	Student Services - Math Bee	(\$1,000.00)	\$0.00	\$0.00	(\$1,000.00)	\$0.00	(\$1,000.00)	100.00%
10.4000.2212.000.8405.001999	DE- Assessment Support ELPA21	(\$8,871.00)	\$0.00	\$0.00	(\$8,871.00)	\$0.00	(\$8,871.00)	100.00%
10.4000.2212.410.4644.004644	ESL/ELL Title III	(\$400,000.00)	\$0.00	\$0.00	(\$400,000.00)	\$0.00	(\$400,000.00)	100.00%
10.4000.2217.000.0000.001314	Prof Learning (PD) Tuition	(\$425,000.00)	(\$16,218.00)	(\$16,218.00)	(\$408,782.00)	\$0.00	(\$408,782.00)	96.18%
10.4000.2217.000.3209.003209	Admin TLC Mentoring	\$0.00	\$0.00	\$0.00	\$0.00	\$0.00	\$0.00	0.00%
10.4000.2217.000.8002.001951	Statewide Online PD	(\$29,000.00)	(\$4,310.56)	(\$4,310.56)	(\$24,689.44)	\$0.00	(\$24,689.44)	85.14%
10.4000.2219.000.8402.001958	Reading Recovery	(\$25,300.00)	\$0.00	\$0.00	(\$25,300.00)	\$0.00	(\$25,300.00)	100.00%
10.4000.2240.100.8404.001999	Formative Assessment FASTER Re	(\$22,824.61)	\$0.00	\$0.00	(\$22,824.61)	\$0.00	(\$22,824.61)	100.00%
10.4081.0000.239.4522.004522	IQPPS	(\$11,400.00)	\$0.00	\$0.00	(\$11,400.00)	\$0.00	(\$11,400.00)	100.00%
10.4102.2217.219.3305.001999	Para Ed Training Tuition	\$0.00	\$0.00	\$0.00	\$0.00	\$0.00	\$0.00	0.00%
10.4301.2217.000.3383.003383	TLC LEA Grant Writing	\$0.00	\$0.00	\$0.00	\$0.00	\$0.00	\$0.00	0.00%
10.4302.2217.000.3383.003383	TLC Per Pupil	\$0.00	\$0.00	\$0.00	\$0.00	\$0.00	\$0.00	0.00%
10.4303.2217.000.3383.002220	TLC AIW 1st Year	\$0.00	\$0.00	\$0.00	\$0.00	\$0.00	\$0.00	0.00%
10.4304.2217.000.3383.002220	TLC AIW 2nd Year	\$0.00	\$0.00	\$0.00	\$0.00	\$0.00	\$0.00	0.00%
10.4305.2217.000.3383.002220	TLC Jim Knight	\$0.00	\$0.00	\$0.00	\$0.00	\$0.00	\$0.00	0.00%
10.4306.2217.000.3383.002220	TLC- Diane Sweeney	\$0.00	\$0.00	\$0.00	\$0.00	\$0.00	\$0.00	0.00%
10.4307.2217.000.3383.002220	TLC AIW 3rd Year	\$0.00	\$0.00	\$0.00	\$0.00	\$0.00	\$0.00	0.00%
10.4625.2212.300.8531.001958	Perkins 6 Northern Consortium	(\$1,454.00)	\$0.00	\$0.00	(\$1,454.00)	\$0.00	(\$1,454.00)	100.00%
10.4635.2212.300.8531.001958	Perkins 6 Central Consortium (	(\$3,892.52)	\$0.00	\$0.00	(\$3,892.52)	\$0.00	(\$3,892.52)	100.00%
10.4645.2212.300.8531.001958	Perkins 6 Southern Consortium	(\$1,389.00)	\$0.00	\$0.00	(\$1,389.00)	\$0.00	(\$1,389.00)	100.00%
10.4655.2212.300.8531.001958	Perkins 7 Cedar Falls Consorti	(\$5,482.28)	\$0.00	\$0.00	(\$5,482.28)	\$0.00	(\$5,482.28)	100.00%
10.4665.2212.300.8531.001958	Perkins 2 North IA Consortium	(\$9,217.00)	\$0.00	\$0.00	(\$9,217.00)	\$0.00	(\$9,217.00)	100.00%
10.4720.2213.300.8531.001958	Regional Planning Partnership	(\$3,861.00)	\$0.00	\$0.00	(\$3,861.00)	\$0.00	(\$3,861.00)	100.00%
10.4760.2213.300.8531.001958	Regional Planning Partnership	(\$9,377.26)	\$0.00	\$0.00	(\$9,377.26)	\$0.00	(\$9,377.26)	100.00%
10.4770.2213.300.8531.001958	Regional Planning Partnership	(\$3,894.00)	\$0.00	\$0.00	(\$3,894.00)	\$0.00	(\$3,894.00)	100.00%
10.4999.0000.000.0000.001510	Allocated Interest	\$0.00	\$0.00	\$0.00	\$0.00	\$0.00	\$0.00	0.00%
10.4999.0000.000.0000.001958	Allocated Services	\$0.00	\$0.00	\$0.00	\$0.00	\$0.00	\$0.00	0.00%
10.4999.0000.000.0000.001999	Allocated Misc.	\$0.00	\$0.00	\$0.00	\$0.00	\$0.00	\$0.00	0.00%
10.5000.0000.000.0000.001989	Refund of Prior Year's Expense	\$0.00	\$0.00	\$0.00	\$0.00	\$0.00	\$0.00	0.00%
10.6000.0000.000.0000.001510	Interest	(\$40,000.00)	(\$1,530.02)	(\$1,530.02)	(\$38,469.98)	\$0.00	(\$38,469.98)	96.17%
10.6000.0000.000.0000.001910	Room Rentals	(\$4,000.00)	(\$45.00)	(\$45.00)	(\$3,955.00)	\$0.00	(\$3,955.00)	98.88%
10.6000.0000.000.0000.001920	Gifts	(\$35,000.00)	\$0.00	\$0.00	(\$35,000.00)	\$0.00	(\$35,000.00)	100.00%
10.6000.0000.000.0000.001989	Refund of Prior Year's Expense	(\$340,000.00)	\$0.00	\$0.00	(\$340,000.00)	\$0.00	(\$340,000.00)	100.00%
10.6000.0000.000.0000.001999	Miscellaneous	(\$30,000.00)	(\$816.53)	(\$816.53)	(\$29,183.47)	\$0.00	(\$29,183.47)	97.28%
10.6000.0000.000.0000.005225	Transfer form Instr	\$0.00	\$0.00	\$0.00	\$0.00	\$0.00	\$0.00	0.00%
10.6000.0000.000.0000.005226	Indirect Juvenile Home	\$0.00	\$0.00	\$0.00	\$0.00	\$0.00	\$0.00	0.00%
10.6000.0000.000.0000.005269	Adm Charge Enterprise	\$0.00	\$0.00	\$0.00	\$0.00	\$0.00	\$0.00	0.00%
10.6000.0000.000.0000.005311	Loss of Fixed Assets - Insuran	\$0.00	\$0.00	\$0.00	\$0.00	\$0.00	\$0.00	0.00%
10.6000.0000.000.0000.005313	Sale of Real Property	\$0.00	\$0.00	\$0.00	\$0.00	\$0.00	\$0.00	0.00%
10.6000.0000.000.0000.005314	Sale of Equipment	(\$100,000.00)	\$0.00	\$0.00	(\$100,000.00)	\$0.00	(\$100,000.00)	100.00%
10.6000.0000.000.0000.005410	Lease Purchase	\$0.00	\$0.00	\$0.00	\$0.00	\$0.00	\$0.00	0.00%
10.6000.0000.000.8105.001999	Services to CVP	(\$3,000.00)	\$0.00	\$0.00	(\$3,000.00)	\$0.00	(\$3,000.00)	100.00%
10.6000.0000.000.8301.001999	Equipment Repair	(\$414,370.75)	\$0.00	\$0.00	(\$414,370.75)	\$0.00	(\$414,370.75)	100.00%

# Central Rivers Area Education Agency

## Board Report YTD Revenue

From Date: 7/1/2017

To Date: 7/31/2017

Fiscal Year: 2017-2018

- Subtotal by Collapse Mask   
  Include pre encumbrance   
  Print accounts with zero balance   
  Filter Encumbrance Detail by Date Range  
 Exclude Inactive Accounts with zero balance

Account Number	Description	GL Budget	Range To Date	YTD	Balance	Encumbrance	Budget Balance	% Bud
10.6000.2571.000.3383.003383	HR Director TLC Grant	\$0.00	\$0.00	\$0.00	\$0.00	\$0.00	\$0.00	0.00%
10.6223.0000.000.0000.001999	Pleasant Hill Pool	(\$41,000.00)	\$0.00	\$0.00	(\$41,000.00)	\$0.00	(\$41,000.00)	100.00%
10.6227.0000.000.0000.001989	Refund of Prior Year's Expense	(\$2,400.00)	\$0.00	\$0.00	(\$2,400.00)	\$0.00	(\$2,400.00)	100.00%
10.6228.0000.000.0000.001989	Refund of Prior Year's Expense	\$0.00	\$0.00	\$0.00	\$0.00	\$0.00	\$0.00	0.00%
10.7000.0000.000.0000.001958	Addtl GPE/Admin	\$0.00	\$0.00	\$0.00	\$0.00	\$0.00	\$0.00	0.00%
10.7000.0000.000.0000.005314	Sale of Equipment	\$0.00	\$0.00	\$0.00	\$0.00	\$0.00	\$0.00	0.00%
10.7220.0000.217.3303.001958	River Hills Regular Program	(\$100,000.00)	\$0.00	\$0.00	(\$100,000.00)	\$0.00	(\$100,000.00)	100.00%
10.7220.1200.217.3303.001999	River Hills Miscellaneous	(\$1,800.00)	\$0.00	\$0.00	(\$1,800.00)	\$0.00	(\$1,800.00)	100.00%
10.7220.1200.217.3309.001999	River Hills Seniors Miscellane	(\$1,400.00)	\$0.00	\$0.00	(\$1,400.00)	\$0.00	(\$1,400.00)	100.00%
FUND: General Fund - 10		(\$47,595,723.45)	(\$101,879.87)	(\$101,879.87)	(\$47,493,843.58)	\$0.00	(\$47,493,843.58)	99.79%

# Central Rivers Area Education Agency

## Board Report YTD Revenue

From Date: 7/1/2017

To Date: 7/31/2017

Fiscal Year: 2017-2018

- Subtotal by Collapse Mask   
  Include pre encumbrance   
  Print accounts with zero balance   
  Filter Encumbrance Detail by Date Range  
 Exclude Inactive Accounts with zero balance

Account Number	Description	GL Budget	Range To Date	YTD	Balance	Encumbrance	Budget Balance	% Bud
25.7000.0000.217.3204.003204	Instr School TSS	(\$162,415.13)	\$0.00	\$0.00	(\$162,415.13)	\$0.00	(\$162,415.13)	100.00%
25.7000.0000.217.3303.001999	Miscellaneous	\$0.00	\$0.00	\$0.00	\$0.00	\$0.00	\$0.00	0.00%
25.7000.0000.217.3376.003376	EQ Revenue	\$0.00	\$0.00	\$0.00	\$0.00	\$0.00	\$0.00	0.00%
25.7220.0000.217.3303.001958	River Hills - Cedar Falls CSD	(\$3,526,326.14)	\$0.00	\$0.00	(\$3,526,326.14)	\$0.00	(\$3,526,326.14)	100.00%
25.7220.0000.217.3303.001989	River Hills-Refund of Prior Ye	\$0.00	\$0.00	\$0.00	\$0.00	\$0.00	\$0.00	0.00%
	FUND: SPED Instructional Schools - 25	(\$3,688,741.27)	\$0.00	\$0.00	(\$3,688,741.27)	\$0.00	(\$3,688,741.27)	100.00%

# Central Rivers Area Education Agency

## Board Report YTD Revenue

From Date: 7/1/2017

To Date: 7/31/2017

Fiscal Year: 2017-2018

- Subtotal by Collapse Mask   
  Include pre encumbrance   
  Print accounts with zero balance   
  Filter Encumbrance Detail by Date Range  
 Exclude Inactive Accounts with zero balance

Account Number	Description	GL Budget	Range To Date	YTD	Balance	Encumbrance	Budget Balance	% Bud
26.8000.0000.000.0000.003121	AEA Juvenile Home	(\$1,379,221.00)	\$0.00	\$0.00	(\$1,379,221.00)	\$0.00	(\$1,379,221.00)	100.00%
26.8000.0000.000.3376.003376	Juv Det Center/Shelter EQ	(\$3,000.00)	\$0.00	\$0.00	(\$3,000.00)	\$0.00	(\$3,000.00)	100.00%
26.8000.0000.100.3204.003204	Juvenile Home TSS	(\$64,469.28)	\$0.00	\$0.00	(\$64,469.28)	\$0.00	(\$64,469.28)	100.00%
26.8265.1000.100.0000.001958	Sale of Services to Other Gove	\$0.00	\$0.00	\$0.00	\$0.00	\$0.00	\$0.00	0.00%
26.8265.1000.100.0000.001960	Sale of Services to Other Gove	\$0.00	\$0.00	\$0.00	\$0.00	\$0.00	\$0.00	0.00%
26.8265.1000.100.3121.001958	Sale of Services LEA/AEA	\$0.00	\$0.00	\$0.00	\$0.00	\$0.00	\$0.00	0.00%
26.8266.1000.100.3121.001989	Francis Lauer YS/Mason C-Refun	\$0.00	\$0.00	\$0.00	\$0.00	\$0.00	\$0.00	0.00%
	FUND: Juvenile Home/Detention Center - 26	(\$1,446,690.28)	\$0.00	\$0.00	(\$1,446,690.28)	\$0.00	(\$1,446,690.28)	100.00%



# Central Rivers Area Education Agency

## Board Report YTD Revenue

From Date: 7/1/2017

To Date: 7/31/2017

Fiscal Year: 2017-2018

- Subtotal by Collapse Mask   
  Include pre encumbrance   
  Print accounts with zero balance   
  Filter Encumbrance Detail by Date Range  
 Exclude Inactive Accounts with zero balance

Account Number	Description	GL Budget	Range To Date	YTD	Balance	Encumbrance	Budget Balance	% Bud
34.0000.0000.000.0000.001510	Interest	\$0.00	\$0.00	\$0.00	\$0.00	\$0.00	\$0.00	0.00%
34.0000.0000.000.0000.001999	Miscellaneous	\$0.00	\$0.00	\$0.00	\$0.00	\$0.00	\$0.00	0.00%
34.0000.0000.000.0000.005210	Transfer General Fund	\$0.00	\$0.00	\$0.00	\$0.00	\$0.00	\$0.00	0.00%
34.0000.0000.000.0000.005225	Transfer Spec Ed Fund	\$0.00	\$0.00	\$0.00	\$0.00	\$0.00	\$0.00	0.00%
34.0000.0000.000.0000.005500	Lease Purchase Proceeds	\$0.00	\$0.00	\$0.00	\$0.00	\$0.00	\$0.00	0.00%
34.0001.0000.000.0000.005210	Transfer GF Foundation	\$0.00	\$0.00	\$0.00	\$0.00	\$0.00	\$0.00	0.00%
34.0229.0000.000.0000.005210	Transfer General Fund	\$0.00	\$0.00	\$0.00	\$0.00	\$0.00	\$0.00	0.00%
34.6229.0000.000.0000.005210	Transfer General Fund	(\$450,000.00)	\$0.00	\$0.00	(\$450,000.00)	\$0.00	(\$450,000.00)	100.00%
	FUND: Capital Project - 34	(\$450,000.00)	\$0.00	\$0.00	(\$450,000.00)	\$0.00	(\$450,000.00)	100.00%



# Central Rivers Area Education Agency

## Board Report YTD Revenue

From Date: 7/1/2017

To Date: 7/31/2017

Fiscal Year: 2017-2018

- Subtotal by Collapse Mask   
  Include pre encumbrance   
  Print accounts with zero balance   
  Filter Encumbrance Detail by Date Range  
 Exclude Inactive Accounts with zero balance

Account Number	Description	GL Budget	Range To Date	YTD	Balance	Encumbrance	Budget Balance	% Bud
40.0000.0000.000.0000.001510	Interest	\$0.00	\$0.00	\$0.00	\$0.00	\$0.00	\$0.00	0.00%
40.0000.0000.000.0000.001999	Rebate	\$0.00	\$0.00	\$0.00	\$0.00	\$0.00	\$0.00	0.00%
40.0000.0000.000.0000.005210	Fund Transfer	\$0.00	\$0.00	\$0.00	\$0.00	\$0.00	\$0.00	0.00%
40.0000.0000.000.0000.005233	Fund Transfer Cap Proj	\$0.00	\$0.00	\$0.00	\$0.00	\$0.00	\$0.00	0.00%
40.0001.0000.000.0000.005210	Fund Trans Lease	\$0.00	\$0.00	\$0.00	\$0.00	\$0.00	\$0.00	0.00%
	FUND: Debt Service - 40	\$0.00	\$0.00	\$0.00	\$0.00	\$0.00	\$0.00	0.00%

# Central Rivers Area Education Agency

## Board Report YTD Revenue

From Date: 7/1/2017

To Date: 7/31/2017

Fiscal Year: 2017-2018

- Subtotal by Collapse Mask   
  Include pre encumbrance   
  Print accounts with zero balance   
  Filter Encumbrance Detail by Date Range  
 Exclude Inactive Accounts with zero balance

Account Number	Description	GL Budget	Range To Date	YTD	Balance	Encumbrance	Budget Balance	% Bud
71.0000.0000.000.9002.005210	Transfer General Fund	\$0.00	\$0.00	\$0.00	\$0.00	\$0.00	\$0.00	0.00%
71.0000.2510.000.9002.001970	Dental Self-Insur EE/ER Payrol	\$0.00	\$0.00	\$0.00	\$0.00	\$0.00	\$0.00	0.00%
71.0000.2575.000.9002.001970	Dental Self-Insur EE/ER Payrol	(\$290,977.07)	(\$4,851.54)	(\$4,851.54)	(\$286,125.53)	\$0.00	(\$286,125.53)	98.33%
71.0000.2575.000.9002.001971	Dental Self-Insurance Cobra Re	(\$2,600.00)	\$0.00	\$0.00	(\$2,600.00)	\$0.00	(\$2,600.00)	100.00%
71.0000.2575.000.9002.001994	Dental Self-Insur Retiree Prem	\$0.00	(\$1,449.18)	(\$1,449.18)	\$1,449.18	\$0.00	\$1,449.18	0.00%
71.0000.2575.000.9002.001999	Dental Self-Insur Retiree Prem	(\$19,500.00)	\$0.00	\$0.00	(\$19,500.00)	\$0.00	(\$19,500.00)	100.00%
	FUND: Dental Self-Insurance - 71	(\$313,077.07)	(\$6,300.72)	(\$6,300.72)	(\$306,776.35)	\$0.00	(\$306,776.35)	97.99%

# Central Rivers Area Education Agency

## Board Report YTD Revenue

From Date: 7/1/2017

To Date: 7/31/2017

Fiscal Year: 2017-2018

- Subtotal by Collapse Mask   
  Include pre encumbrance   
  Print accounts with zero balance   
  Filter Encumbrance Detail by Date Range  
 Exclude Inactive Accounts with zero balance

Account Number	Description	GL Budget	Range To Date	YTD	Balance	Encumbrance	Budget Balance	% Bud
72.0000.0000.000.9003.005210	Transfer General Fund	\$0.00	\$0.00	\$0.00	\$0.00	\$0.00	\$0.00	0.00%
72.0000.2510.000.9003.001970	Fiscal Serv Flex Spending EE P	(\$283,364.42)	(\$3,921.07)	(\$3,921.07)	(\$279,443.35)	\$0.00	(\$279,443.35)	98.62%
	FUND: Flex-Benefits Plan - 72	(\$283,364.42)	(\$3,921.07)	(\$3,921.07)	(\$279,443.35)	\$0.00	(\$279,443.35)	98.62%

**Central Rivers Area Education Agency**

**Board Report YTD Revenue**

From Date: 7/1/2017

To Date: 7/31/2017

Fiscal Year: 2017-2018

- Subtotal by Collapse Mask   
  Include pre encumbrance   
  Print accounts with zero balance   
  Filter Encumbrance Detail by Date Range  
 Exclude Inactive Accounts with zero balance

Account Number	Description	GL Budget	Range To Date	YTD	Balance	Encumbrance	Budget Balance	% Bud
91.4620.0000.300.4531.004531	Perkins 6 Northern Consortium	(\$26,621.00)	\$0.00	\$0.00	(\$26,621.00)	\$0.00	(\$26,621.00)	100.00%
91.4630.0000.300.4531.004531	Perkins 6 Central Consortium	(\$76,902.50)	\$0.00	\$0.00	(\$76,902.50)	\$0.00	(\$76,902.50)	100.00%
91.4640.0000.300.4531.004531	Perkins 6 Southern Consortium	(\$26,404.00)	\$0.00	\$0.00	(\$26,404.00)	\$0.00	(\$26,404.00)	100.00%
91.4650.0000.300.4531.004531	Perkins 7 Cedar Falls Consorti	(\$107,632.15)	\$0.00	\$0.00	(\$107,632.15)	\$0.00	(\$107,632.15)	100.00%
91.4660.0000.300.4531.004531	Perkins 2 North IA Consortium	(\$175,116.00)	\$0.00	\$0.00	(\$175,116.00)	\$0.00	(\$175,116.00)	100.00%
	FUND: Perkins - 91	(\$412,675.65)	\$0.00	\$0.00	(\$412,675.65)	\$0.00	(\$412,675.65)	100.00%

# Central Rivers Area Education Agency

## Board Report YTD Revenue

From Date: 7/1/2017

To Date: 7/31/2017

Fiscal Year: 2017-2018

- Subtotal by Collapse Mask   
  Include pre encumbrance   
  Print accounts with zero balance   
  Filter Encumbrance Detail by Date Range  
 Exclude Inactive Accounts with zero balance

Account Number	Description	GL Budget	Range To Date	YTD	Balance	Encumbrance	Budget Balance	% Bud
96.4720.0000.300.3261.003261	Regional Planning Partnership	(\$124,841.00)	\$0.00	\$0.00	(\$124,841.00)	\$0.00	(\$124,841.00)	100.00%
96.4760.0000.300.3261.003261	Regional Planning Partnership	(\$131,117.23)	\$0.00	\$0.00	(\$131,117.23)	\$0.00	(\$131,117.23)	100.00%
96.4770.0000.300.3261.003261	Regional Planning Partnership	(\$141,173.66)	\$0.00	\$0.00	(\$141,173.66)	\$0.00	(\$141,173.66)	100.00%
	FUND: Regional Planning Partnerships (RPP) - 96	(\$397,131.89)	\$0.00	\$0.00	(\$397,131.89)	\$0.00	(\$397,131.89)	100.00%

# Central Rivers Area Education Agency

## Board Report YTD Revenue

From Date: 7/1/2017

To Date: 7/31/2017

Fiscal Year: 2017-2018

- Subtotal by Collapse Mask     Include pre encumbrance     Print accounts with zero balance     Filter Encumbrance Detail by Date Range  
 Exclude Inactive Accounts with zero balance

Account Number	Description	GL Budget	Range To Date	YTD	Balance	Encumbrance	Budget Balance	% Bud
<b>Grand Total:</b>		(\$54,587,404.03)	(\$112,101.66)	(\$112,101.66)	(\$54,475,302.37)	\$0.00	(\$54,475,302.37)	99.79%

End of Report

**Board Expense Report**  
**General, Instruction and Juvenile Home Funds**  
**July 2017**

General Fund (10)	Budget	Expended	Balance	% Expended
Salary	\$28,957,880	\$717,228	\$28,240,653	2.48%
Benefits	\$9,180,495	\$440,557	\$8,739,938	4.80%
Purchased Services	\$2,784,015	\$270,334	\$2,513,681	9.71%
Mileage/Travel	\$1,125,431	\$4,337	\$1,121,094	0.39%
Supplies	\$1,959,783	\$417,888	\$1,541,895	21.32%
Capital Outlay	\$131,000	\$67,850	\$63,150	51.79%
Other	\$3,995,693	\$25,581	\$3,970,112	0.64%
<b>Total General</b>	<b>\$48,134,297</b>	<b>\$1,943,774</b>	<b>\$46,190,523</b>	<b>4.04%</b>
	<b>Budget</b>	<b>Actual</b>		<b>% Received</b>
Revenue General Fund (10)	\$47,595,723	101,879.87		0.21%
Total Estimated Revenue	\$47,595,723	101,879.87		
Expense Budget/Actual General Fund 10	\$48,134,297	\$1,943,774		
<b>Budgeted Balance General Fund (10)</b>	<b>(\$538,573)</b>	<b>(1,841,894.13)</b>		
<b>Instructional Fund (25)</b>	<b>Budgeted</b>	<b>Actual</b>	<b>Balance</b>	<b>% Expended/Received</b>
Expenditures	\$3,688,741	\$131,485	\$3,557,256	3.56%
Revenues	\$3,688,741	\$0	\$3,688,741	0.00%
Balance Instructional Fund (25)	\$0	-\$131,485		
<b>Juvenile Home Fund (26)</b>	<b>Budgeted</b>	<b>Actual</b>	<b>Balance</b>	<b>% Expended/Received</b>
Expenditures	\$1,446,690	\$44,825.37	\$1,401,865	3.10%
Revenues	\$1,446,690	\$0.00	\$1,446,690	0.00%
Balance Juvenile Home Fund (26)	\$0	-\$44,825.37		
<b>Capital Projects Fund (34)</b>	<b>Budgeted</b>	<b>Actual</b>	<b>Balance</b>	<b>% Expended/Received</b>
Expenditures	\$450,000	\$891.00	\$449,109	0.20%
Revenues/Transfer In	\$450,000	\$0.00	\$450,000	0.00%
Balance Capital Projects Fund (34)		-\$891.00		
<b>Debt Service Fund (40)</b>	<b>Budgeted</b>	<b>Actual</b>	<b>Balance</b>	<b>% Expended/Received</b>
Expenditures	\$475,343	\$0.00	\$475,343	0.00%
Revenues	\$475,343	\$0.00	\$475,343	0.00%
Balance Debt Service Fund (40)	\$0	\$0.00		
<b>Self-Insured Dental Fund (71)</b>	<b>Budgeted</b>	<b>Actual</b>	<b>Balance</b>	<b>% Expended/Received</b>
Expenditures	\$340,179	\$26,315.30	\$313,864	7.74%
Revenues	\$313,077	\$6,300.72	\$306,776	2.01%
Balance Self-Insured Dental Fund (71)	-\$27,102	-\$20,014.58		
<b>Employee Flex Fund (72)</b>	<b>Budgeted</b>	<b>Actual</b>	<b>Balance</b>	<b>% Expended/Received</b>
Expenditures	\$283,364.42	\$21,377.96	\$261,986	7.54%
Revenues	283,364.42	\$3,921.07	\$279,443	1.38%
Balance Employee Flex Fund (72)	\$0	-\$17,457		
<b>Balance Perkins Consortium Fund (91)</b>	<b>Budgeted</b>	<b>Actual</b>	<b>Balance</b>	<b>% Expended/Received</b>
Expenditures	\$431,474	\$0.00	\$431,474	0.00%
Revenues	\$431,474	-	\$431,474	0.00%
Balance Perkins Consortium Fund (91)	\$0	\$0.00		
<b>Balance RPP Fund (96)</b>	<b>Budgeted</b>	<b>Actual</b>	<b>Balance</b>	<b>% Expended/Received</b>
Expenditures	\$397,132	\$0.00	\$397,132	0.00%
Revenues	\$397,132	-	\$397,132	0.00%
Balance RPP Fund (96)	\$0	\$0.00		

**October 4, 2017 - Personnel Report**

**Resignations/Retirements**

<b>Name</b>	<b>FTE/Position</b>	<b>Location</b>	<b>Effective Date</b>
<b>Certified Staff</b>			
Rena Taylor	1.0 FTE Occupational Therapist	Northwest Sector	Resigned 9/11/17 (Recommend approval)
<b>Classified/Non-Union Staff</b>			
Michaela Siems-Dighton	Educational Assistant	River Hills	Resigned 9/14/17
Donna Drewelow	Educational Assistant	River Hills	Resigned 9/27/17

**Employments**

<b>Name</b>	<b>FTE/Position</b>	<b>Location</b>	<b>Step/Salary</b>	<b>New/Existing Position</b>
<b>Certified Staff</b>				
Thomsen, Tracy	.41 FTE Consultant for School Improvement	NW Sector	MA+15, Step 20, \$29,863.38	New
<b>Classified/Non-Union Staff</b>				
Ginny Wurtzel	Educational Assistant	River Hills	A: Step 0, \$9.64/hr.	Existing


**Additional Staff Compensation**

<b>Name</b>	<b>Description</b>	<b>Stipend Amount</b>
Moses, Alison Rae	Brain Injury Team	\$1,800.00

**Vacancies**

<b>FTE/Position</b>	<b>Location</b>	<b>New/Existing</b>
1.0 FTE Occupational Therapist	NW Sector	Existing
2 Educational Assistants	River Hills	Existing





**Iowa Educational Services for the  
Blind and Visually Impaired**


1002 G Avenue • Vinton, Iowa 52349 • 319.472.5221 • Fax 319.472.5174  
Within Iowa 1.800.645.4579 • www.iowa-braille.k12.ia.us

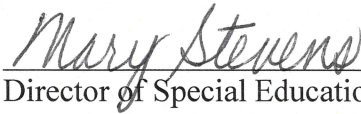
**Amendment to the Itinerant Teacher Service Agreement  
By and Between  
Iowa Educational Services for the Blind and Visually Impaired  
And  
Central Rivers Area Education Agency  
For the School Year 2017 - 2018**

The Itinerant Service Agreement monthly billing amount will be decreased due to staffing adjustments. The original contract included 709.25 billable service days after adjustments for 2.0 ITVI FTEs funded by state appropriations. The total number of service days will decrease by 37.80 due to staffing changes. Total estimated cost under the original contract was \$339,723.19, however this will be reduced by \$18,105.82, resulting in an estimated total cost of \$321,617.37. The adjusted monthly service invoice amount will be \$32,161.74.

Iowa Educational Services for the Blind  
And Visually Impaired

Central Rivers AEA

  
\_\_\_\_\_  
Steve Gettel, Superintendent

  
\_\_\_\_\_  
Mary Stevens  
Director of Special Education

9-20-17  
Date

9-26-17  
Date



**Amendment to the Orientation and Mobility Service Agreement  
By and Between  
Iowa Educational Services for the Blind and Visually Impaired  
And  
Central Rivers Area Education Agency  
For the School Year 2017 - 2018**

The Orientation and Mobility Service Agreement monthly billing amount will be decreased due to staffing adjustments. The original contract included 269.33 billable service days after adjustments for 1.0 O&M FTE funded by state appropriations. The total number of service days will decrease by 37.80 due to staffing changes. Total estimated cost under the original contract was \$114,516.81, however this will be reduced by \$16,072.18, resulting in an estimated total cost of \$98,444.63. The adjusted monthly service invoice amount will be \$9,844.46.

Iowa Educational Services for the Blind  
And Visually Impaired

Steve Gettel, Superintendent

9-20-17

Date

Central Rivers AEA

Director of Special Education

9-26-17

Date

**AGENDA ITEM #4**

Review of Election Results

**INFORMATION**

**INFORMATION:**

Roberta Kraft-Abrahamson was re-elected as the representative for Director District #1.

Dr. Debra Rich was re-elected as the representative for Director District #2.

Richard Vande Kieft was re-elected as the representative for Director District #7.

Bryan Burton was re-elected as the representative for Director District #8.

The attached documents are the official reports for percent of votes.

2017 Central Rivers AEA Board of Directors' Election Results

Director District #1	Percent of Vote	Results
Central Springs	11.67	Vote received for Roberta Kraft-Abrahamson
Clear Lake	18.12	Vote received for Roberta Kraft-Abrahamson
Forest City	18.69	Vote received for Roberta Kraft-Abrahamson
Garner-Hayfield-Ventura	12.48	Vote received for Roberta Kraft-Abrahamson
Lake Mills	8.27	Did not receive their vote
North Iowa	6.83	Vote received for Roberta Kraft-Abrahamson
Northwood-Kensett	7.18	Vote received for Roberta Kraft-Abrahamson
St. Ansgar	8.48	Vote received for Roberta Kraft-Abrahamson
West Hancock	8.28	Did not receive their vote
Results	100%	<b>83.45% Approved in the re-election of Roberta Kraft-Abrahamson</b>

2017 Central Rivers AEA Board of Directors' Election Results

Director District #2	Percent of Vote	Results
Charles City	24.76	Vote received for Dr. Debra Rich
Dike-New Hartford	9.45	Vote received for Dr. Debra Rich
Dunkerton	5.59	Vote received for Dr. Debra Rich
Nashua-Plainfield	9.04	Vote received for Dr. Debra Rich
Sumner-Fredericksburg	7.13	Vote received for Dr. Debra Rich
Tripoli	5.50	Vote received for Dr. Debra Rich
Wapsie Valley	8.47	Vote received for Dr. Debra Rich
Waverly-Shell Rock	30.06	Vote received for Dr. Debra Rich
Results	100%	<b>100% Approved in the re-election of Dr. Debra Rich</b>

2017 Central Rivers AEA Board of Directors' Election Results

Director District #7	Percent of Vote	Results
Cedar Falls	86.61	Vote received for Richard Vande Kieft
Denver	8.28	Vote received for Richard Vande Kieft
Janesville	5.11	Did not receive their vote
Results	100%	<b>94.89% Approved in the re-election of Richard Vande Kieft</b>

2017 Central Rivers AEA Board of Directors' Election Results

<b>Director District #8</b>	<b>Percent of Vote</b>	<b>Results</b>
Waterloo	100	Vote received for Bryan Burton
Results	100%	<b>100% Approved in the re-election of Bryan Burton</b>

**AGENDA ITEM #5**

Retirement and Adjournment of the 2016-17 Board

**ACTION**

**INFORMATION:**

The agency wishes to thank the 2016-17 Board of Directors for having directed the work of the Agency through the many changes of the past year and for another successful year of operation. The Board's commitment and dedication to serve are very much appreciated.

**RECOMMENDATION:**

Retire the 2016-17 Board of Directors and adjourn the final meeting for the 2016-17 Board.